

I am an Essential Skill and my Name is...

Activity Summary

In this activity, students will:

- ◆ Create a poem using any of a variety of poetic forms
- ◆ Create a display version of the poem
- ◆ Present the poem to the class

Prior Knowledge

- **Essential Skills**
- Poetic forms
- Poetic templates

Teaching Planning Notes


- Review assignment including prior knowledge required and rubrics
- Provide students with a variety of examples of songs, jingles, slogans, poems from newspapers, magazines, videos, CDs, tapes, etc.
- Provide students with a checklist and review steps associated with each stage
- Provide students with paper, markers and magazines to create posters
- Provide an exemplar of a poem
- Present an exemplar of a poster

Assessment and Evaluation of Student Achievement

Task	Tool
Poem	Rubric
Poster	Rubric
Presentation	Rubric

Activities and Evaluation Materials

- Poem Assignment Sheet
- Poem Rubric
- Presentation Checklist
- Poem Display Rubric and Presentation Rubric



FOCUS ON LEARNING

Essential Skills:

Writing

Creating Poem
Poem Display

Oral Communication

Presentation of Poem to Class

Thinking Skills

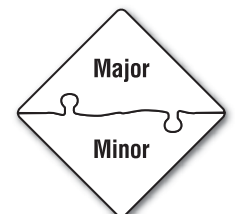
Creating Poem
Poem Display

Computer Use

Formatting Poem

Document Use

Checklist



I am an Essential Skill and my Name is...

What does this assignment involve anyhow?

Imagine that you are one of the nine *Essential Skills!* Your job is to do the following:

- Write a poem describing yourself
- Display your poem creatively in a poster format
- Present your poem to the class

The Poem Itself


What poetry forms can I choose from?

Several, the choice is yours. Consider all before you begin.

Consult your teacher if you are unsure.

Here are a few suggestions:

- Haiku, limerick, sonnet
- Song (classical, opera, rock, rap, reggae, blues, jazz, ballad, etc.)
- Jingle



Poem Display

What makes for a great poem display?

Consider the “theme” of your poem and incorporate this in your display. Choice of typeface and colours should be considered as part of your overall theme.

Poem Reading

Are we just reading it to the class?

No. Your job is to entertain us. Here are some tips:

- Try to memorize your poem – don’t read to us, we can do that ourselves!
- Add expression and feeling to your reading (tone, pitch and volume)
- Use body language or props if appropriate
- Practice in front of others

I am an Essential Skill and my Name is...

Poem Rubric

CATEGORIES/ CRITERIA	LEVEL 1 (50-59%)	LEVEL 2 (60-69%)	LEVEL 3 (70-79%)	LEVEL 4 (80-100%)
Topic and Theme	Poem showed an understanding of the topic	The topic is elaborated into a clearly recognized theme	The ideas in the poem are clear, well developed and interesting	The poem expresses a unique and provocative view of the theme
Coherence	Consistent tone, viewpoint and thematic focus	Style and tone are consciously used to support the poem's intended thematic purpose	Ideas are supported by the writer's voice and by the style to provide a unified piece	Poem expresses a harmonious whole; voice and style complement and enhance the theme
Poetic Devices	Use of some poetic devices	Use of devices such as metre, rhyme and imagery, consistent throughout	Poetic devices are used skillfully to create effective poems	Use of poetic devices such as rhythm, balance and rhyme to produce original and delightful work
Writing Conventions Typography	Some accuracy in the use of required conventions; clear format of poem	Accurate use of the required conventions; conscious use of font and other effects	Accurate and effective use of the important conventions and typography	Skillful use of writing conventions, typography, shape or colour

Note: A student whose achievement is below Level 1 (50%) has not met the expectations for this assignment or activity. This rubric is based on fundamentals on www.curriculum.org

I am an Essential Skill and my Name is...

Checklist

TASK	COMPLETED
Read a variety of poetic forms (samples)	<input type="checkbox"/>
Pick an Essential Skill	<input type="checkbox"/>
Choose a poetic form	<input type="checkbox"/>
Write down key tasks that describe your Essential Skill	<input type="checkbox"/>
Prepare rough draft of poem	<input type="checkbox"/>
Informal peer evaluation	<input type="checkbox"/>
Edit poem (final copy)	<input type="checkbox"/>
Create poem display	<input type="checkbox"/>
Brainstorm and write down the different things you could do to make your poem reading interesting and entertaining.	<input type="checkbox"/>
Practice, Practice, Practice your Poem	<input type="checkbox"/>
Present Poem	<input type="checkbox"/>
Submit Poem and Poem Display for Evaluation	<input type="checkbox"/>

Note: Include this checklist with your submissions.

I am an Essential Skill and my Name is... Poem Display Rubric

CATEGORIES/ CRITERIA	LEVEL 1 (50-59%)	LEVEL 2 (60-69%)	LEVEL 3 (70-79%)	LEVEL 4 (80-100%)
Purpose The purpose of the poster is clearly accomplished	Limited	Somewhat	Considerable	Advanced
Mechanics No errors in capitalization, punctuation or spelling	Many	Several	Some	None
Layout and Design The overall organization, neatness, design, use of colour, use of space and typeface help makes the poster interesting and communicates the message effectively	Limited Effectiveness	Some Effectiveness	Considerable Effectiveness	Advanced Effectiveness
Creativity The poster is highly original and creative	Limited	Somewhat	Considerable	Advanced

Note: A student whose achievement is below Level 1 (50%) has not met the expectations for this assignment or activity. This rubric is based on fundamentals on www.curriculum.org

I am an Essential Skill and my Name is... Poem Presentation Rubric

CATEGORIES/ CRITERIA	LEVEL 1 (50-59%)	LEVEL 2 (60-69%)	LEVEL 3 (70-79%)	LEVEL 4 (80-100%)
Voice				
Audibility	Limited	Some	Considerable	Consistent
Articulation and Clarity	Limited	Some	Considerable	Consistent
Energy and Enthusiasm to Engage Audience	Limited	Some	Considerable	Consistent
Suitable Approach for Audience	Limited	Some	Considerable	Complete
Performance				
Facial Expression	Limited	Some	Appropriate	Dynamic
Gestures	Limited	Some	Appropriate	Dynamic
Display of Emotions	Limited	Some	Appropriate	Dynamic
Visual Aids	Limited	Some	Appropriate	Dynamic

Note: A student whose achievement is below Level 1 (50%) has not met the expectations for this assignment or activity. This rubric is based on fundamentals on www.curriculum.org

