

Tally Sheets Assignment

Activity Summary

- In this activity, students will:
- ♦ Create a tally sheet
 - ♦ Tally Data
 - ♦ Orally report on the **Essential Skills** they used in the activity

Prior Knowledge

- **Essential Skills**
- Tally Charts

Teaching Planning Notes

- Review assignment including prior knowledge required and evaluation criteria
- Provide students with computer and internet access
- Create and display blank chart in class for students to complete on **Essential Skills** used in activity
- Provide an exemplar



Note: The type of product students tally is not important; the process of tallying is the significant component here. Therefore instead of food management, you may choose consumable supplies or some other item.

Assessment and Evaluation of Student Achievement

Task	Tool
Create Tally Sheet	Evaluation Sheet
Tally Data	Evaluation Sheet

Activities

- Assignment Sheet
- Assignment Evaluation Sheet
- Class Chart for Black/White Board



FOCUS ON LEARNING

Essential Skills:

Document Use

Creating Tally Sheet

Writing

Creating Tally Sheet

Tallying Data

Recording on Class Chart

Reading Text

Creating Tally Sheet

Computer Use

Creating Tally Sheet

Working with Others

Creating Tally Sheet

Numeracy


Tallying Data

Oral Communication

Discussing Choices on

*Class **Essential Skills***

Demonstration Chart



You Are What You Eat

Tally sheets are used in many occupations. Tally sheets are a primary record of information about many things depending on the industry. Let's take a look at a sample.



The Sample: Forestry


- Go to the HRSDC website:
http://www15.hrdc-drhc.gc.ca/english/general/home_e.asp
- Find the “Authentic Workplace Materials” icon. Click on the icon.
- Find the “by Type of Material” icon. Click on the icon.
- Under Type of Material, find “Tally Sheet/Table”. Click on the far right link “Operational Survey Field Tally Sheet”.
- Click on the “View this Sample” link. Sample will open as a PDF file.

This example is used in the logging industry. It is used by loggers to keep a record of trees that are planted and those that are cut (culled). It is an effective tool for forestry management.

It is important that the information is accurate and reflects all significant criteria including:

- Township or base map
- Comp. or Stand number and plot number
- Species of tree, quality class and cull factor

Individual Assignment: Food Management



Create a tally sheet that will accurately reflect both the amount of food that is brought to school in our class for snacks and lunch and what actually gets eaten in a single day.

- Consider what categories you may want to create on your tally sheet to make your job more effective.
- Consider recording your information based on gender.
- Consider how the information will be used in future activities:
 - Analyzing the data: presenting findings on a chart
 - Concluding and reporting: making inferences and convincing arguments based on data analysis

Class Assignment: Record Your Thoughts

Once you have completed this assignment, record on our class chart which of the **Essential Skills** you used in completing this assignment. Record as many as you think you used, and be sure that you can support your answer if called upon to explain using an example from your individual assignment.

You Are What You Eat Evaluation Sheet

CRITERIA	MARK
Completeness All criteria has been included in tally sheet All criteria has been tallied	/
Comprehensive Tally sheet is well organized and easy to follow	/
Correctness Data reflects numerical correctness	/
TOTAL	/



You Are What You Eat Evaluation Sheet

CRITERIA	MARK
Completeness All criteria has been included in tally sheet All criteria has been tallied	/
Comprehensive Tally sheet is well organized and easy to follow	/
Correctness Data reflects numerical correctness	/
TOTAL	/



You Are What You Eat Evaluation Sheet

CRITERIA	MARK
Completeness All criteria has been included in tally sheet All criteria has been tallied	/
Comprehensive Tally sheet is well organized and easy to follow	/
Correctness Data reflects numerical correctness	/
TOTAL	/

You Are What You Eat Essential Skills Used

Recreate This Chart On Bristol Board Or On A Side Black/White Board

STUDENT NAME	Numeracy	Reading Text	Writing	Working with Others	Continuous Learning	Document Use	Computer Use	Thinking Skills	Oral Communication

