

# CHANGING LANES

English as a Second Language Reading Series - 7

CANADA



NOVA SCOTIA

HALIFAX



**From Liberia to Nova Scotia**

## ***Acknowledgments***

*Developed by Sanja Pecelj, Project Coordinator*

*Special thanks to Jayne Geldart, Project Supervisor  
Carol MacAskill, ESL Literacy Instructor  
and the members of the Advisory Group:  
Huiling Zhuang, ESL Instructor  
Kelly Jordin, ESL Instructor  
Farida Miri, RAP Support Worker  
Sarah Cooper, Life Skills Link Coordinator*

*This project would not have been possible without the  
support, talent and commitment of the people below.*

*Gerry Mills, Executive Director of the Halifax Immigrant  
Learning Centre*

*Seven immigrant families for sharing their stories and their  
experience in Canada: Avdic, Monirshah/Shapur  
Romero/Sanchez, Wahidi, Jandat/Jallah and Jung/Yoon.*

*Laurie Omstead and her NSCAD University students for art  
work: Heather Young -Book 1 and Benita Hutchison -Book 2.*

*Heidi Verhoul for art work in Books 3 and 4*

*Hangama Atiqulloh for art work in Books 5, 6 and 7*

*Sean Liang for cover design*

*Denise AuCoin for layout design*

## ***Mission Statement***

*Halifax Immigrant Learning Centre is a non profit  
community based organization that provides language and  
orientation programs to newcomers to Canada. It develops  
and delivers language learning programs along the  
continuum of learning including ESL literacy, settlement,  
community, workplace and profession specific language  
training programs.*

*For more information or comments contact:  
Halifax Immigrant Learning Centre  
7105 Chebucto Road Suite 201  
Halifax, Nova Scotia  
B3L 4W8*

*Phone: (902) 443-2937  
Fax: (902)423-3154  
Email: [info@hilc.ns.ca](mailto:info@hilc.ns.ca)  
Website: <http://www.hilc.ns.ca>*

*Reproducible for educational use only*

*Funded by:*



*November 2007© Halifax Immigrant Learning Centre*

## ***Welcome to Changing Lanes***

*Changing Lanes is a seven-book reading series for adult ESL literacy learners and can also be used in a low level ESL classroom as a supplementary reading and writing resource.*

*Changing Lanes was developed to address the need for relevant adult ESL literacy resources for both newcomers and instructors. The stories are about and for new immigrants who are still adjusting to a new life in Canada.*

### ***To the Teacher***

*Changing Lanes is a seven book ESL reading series. These books are essentially “stand-alone” and do not need to be taught in the order in which they are presented. The title indicates the theme of each story.*

- Book 1: Housing and Family Life “A Day at Razia’s Home”*
- Book 2: Getting Around: “Farid Takes the Bus”*
- Book 3: Dental Health: “Amela Goes to the Dentist”*
- Book 4: ESL in Schools: “Daniela Goes to School”*
- Book 5: Banking/Budgeting: “Fatima Goes to the Bank”*
- Book 6: Grocery Shopping: “Wahida is at the Supermarket”*
- Book 7: Dressing for the Weather: “From Liberia to Nova Scotia”*

*Changing Lanes has been aligned to the Canadian Language Benchmark ESL Literacy Phase 1 and 2.*

*The ESL Literacy Benchmarks lay out the progression of reading, writing and numeracy skills for ESL adults who have little or no literacy skills in their first language. The benchmarks are descriptors of what ESL Literacy students are able to do at various stages of their development.*

*Each book deals with one or more life skills, for example: dressing for winter, eating well, taking a bus etc.*

*Each book is divided into two components: reading material and learning activities.*

*Stories are authentic and personal. They are repetitive in structure with a high-frequency vocabulary.*

*The learning activities are designed to provide speaking, writing and reading comprehension practice.*

*The teacher introduces the chapter with a set of activities where new vocabulary is presented. As part of the introduction, students may be asked to fill in the missing letters and copy the words to practice writing.*

*The after-reading set of activities is designed to check comprehension and to make the story personally relevant.*

*Here are a few possibilities when supplementing this material:*

*1. Discuss the situations in the stories with the students: visit to the dentist, calling a superintendent etc.*

- *what has been their experience?*
- *write group or individual language experience stories*
- *write in a journal*

*2. Cut out pictures from story or parts of the story:*

- *sequencing*
- *discuss what is happening in the pictures*
- *retell the story*
- *directionality*

*3. Cut and enlarge the pictures:*

- *match sentences to the pictures from the story*
- *sequencing*
- *match to reading by teacher or taped story (individual or group)*

*4. Cut sentences into words:*

- *create awareness/stress words as parts that make up a sentence*
- *create awareness/stress words as different parts of sentence: adjective, pronoun etc.*
- *word order*
- *recreate the sentence recognizing meaning of words/what is happening in the picture*
- *spacing between words*
- *punctuation, capitalization*
- *change sentences by adding words not in the story: adjectives, pronouns, etc.*

*5. Read/write /fill in the blanks:*

- *note to superintendent*
- *grocery shopping lists*
- *hours of business*
- *card for dental appointment*
- *personal information on form for dentist, etc.*

*6. Use high frequency words from one story or accumulate from series:*

- *Bingo*
- *enlarge to font 72, cut out and use pocket chart to review all vocabulary before reading each time*

*7. Use scenarios to discuss emotions/feelings*

*8. Use to teach instructions: read, circle, underline, copy, fill in, match, etc.*

***Have fun!***

# From Liberia to Nova Scotia






This is Boima.  
She is from Liberia.  
It is very hot in Liberia.

-1-



This is her family.  
They live in Halifax, Nova Scotia now.

-2-



It is summer.

It is hot and sunny. It is 25° C.

-3-



Boima wears a dress and sandals.

Her daughter Jenneh wears  
a dress and sandals too.

-4-



Konyon is Boima's son.  
He wears a T-shirt, shorts  
and sneakers.

-5-



Orlando is Boima's husband.  
He wears a T-shirt, shorts  
and sneakers too.

-6-





It is fall.

It is raining in Halifax.

It is cool and windy. It is 12° C.

-7-




Konyon goes to school.

He puts on jeans and a long-sleeved shirt.

He puts on a raincoat and rubber boots.

-8-



Orlando goes to work.  
He puts on pants, a shirt,  
and a sweater.

-9-



He puts on his coat and shoes.  
He takes his umbrella.

-10-



It is winter.

It is snowing in Halifax.

It is freezing. It is  $-15^{\circ}\text{C}$ .

-11-



Boima and Jennah are going to school.

Boima helps Jennah choose her clothes.

-12-



Jenneh gets dressed.  
She puts on a long sleeve shirt,  
a sweater and snow pants.

-13-




She puts on a winter coat, a scarf  
and a hat.  
She puts on her boots and mittens.

-14-



There is a big snowstorm today.  
There is a lot of snow.  
There is no school. There is no work.

-15-



The family stays home.  
They are warm.

-16-



The storm is over.  
Jenneh and Konyon go out to play.


-17-



Boima and Orlando help the children  
make a snowman. They have fun.

-18-

Say the words.



Boima



Orlando



Jenneh



Konyon

Draw a line to match the pictures to the words.



dress



sandals



shorts



sneakers



T- shirt



Find the answer in the story.

1. Where does Boima's family live now?

They live in \_\_\_\_\_.

2. What is the weather like in summer?

It is \_\_\_\_\_ and \_\_\_\_\_. It is \_\_\_\_\_ ° C.

3. What does Boima wear in summer?

Boima wears a \_\_\_\_\_ and \_\_\_\_\_.

4. What does Jenneh wear in summer?

Jenneh wears a \_\_\_\_\_ and \_\_\_\_\_ too.

5. What does Konyon wear in summer?

Konyon wears a \_\_\_\_\_  
and \_\_\_\_\_.

6. What does Orlando wear in summer?

Orlando wears a \_\_\_\_\_  
and \_\_\_\_\_ too.

Write about you.

1. Where do you live now?

I live in \_\_\_\_\_.

2. What is the weather like in the summer?

It is \_\_\_\_\_.

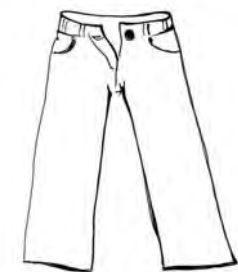
( hot / warm / cool / cold )

3. What do you wear in the summer?

I wear a \_\_\_\_\_ , \_\_\_\_\_

and \_\_\_\_\_.

Draw a line to match the pictures to the words.



coat

jeans

rubber boots

long-sleeved shirt

umbrella

Put the letters in the boxes to spell the words.

raining

cool

windy

coat

fall

shoes

□ □ □ □

1. \_\_\_\_\_

□ □ □ □ □ □ □

2. \_\_\_\_\_

□ □ □ □

3. \_\_\_\_\_

□ □ □ □ □

4. \_\_\_\_\_

□ □ □ □ □

5. \_\_\_\_\_

□ □ □ □

6. \_\_\_\_\_

After reading pages 7-10

Find the answer in the story.

1. What season is it?

It is \_\_\_\_\_.

2. What is the weather like in Halifax?

It is \_\_\_\_\_.

It is \_\_\_\_\_ and \_\_\_\_\_. It is \_\_\_\_\_ ° C.

3. Where does Konyon go?

Konyon goes to \_\_\_\_\_.

4. What does Konyon put on?

He puts on his \_\_\_\_\_ and a long- sleeved \_\_\_\_\_.

He puts on his \_\_\_\_\_ and rubber \_\_\_\_\_.

5. What does Orlando put on?

He puts on \_\_\_\_\_, a \_\_\_\_\_ and a \_\_\_\_\_.

He puts on his \_\_\_\_\_ and \_\_\_\_\_.

6. What does Orlando take?

He takes his \_\_\_\_\_.

Draw a line to match the pictures to the words.



snow pants



winter coat



boots



scarf



mittens

Fill in the missing letters. Copy the words.

clothes

winter

snowing

freezing

1. w \_ \_ \_ \_ \_

\_\_\_\_\_

2. \_ \_ \_ \_ \_ g

\_\_\_\_\_

3. s \_ \_ \_ \_ \_

\_\_\_\_\_

4. \_ \_ \_ \_ \_ s

\_\_\_\_\_

Repeat the phrases quickly (chant and clap).



1. puts on a sweater

2. puts on a winter coat

3. puts on a scarf

4. puts on a hat

5. puts on mittens



Find the answer in the story.

1. What season is it ?

It is \_\_\_\_\_.

2. What is the weather like in Halifax ?

It is \_\_\_\_\_.

It is \_\_\_\_\_. It is \_\_\_\_\_ ° C.

3. Where do Boima and Jenneh go ?

Boima and Jenneh go to \_\_\_\_\_.

4. What does Jenneh put on? Make a list.

She puts on:

\_\_\_\_\_  
\_\_\_\_\_  
\_\_\_\_\_  
\_\_\_\_\_

\_\_\_\_\_  
\_\_\_\_\_  
\_\_\_\_\_  
\_\_\_\_\_



**Talk about the pictures.**



**It is snowing.**



**There is a big snowstorm.**

Put the words in order to make the sentence

1. snow There a lot is of

---

2. stays home The family

---

3. warm are They

---

4. over The storm is

---

5. fun have They

---