

## Section D – Kits

This section is about the kits that you will bring to each class for use during Parent and Child Together Time (PACT). The kits have books and toys that you will use to have families practice the skills you are showing them. This section includes:

- Overview of Kit Use
- Costs of Creating Kits
- Rationale for Use of Crafts
- Types of Books used in GSL Sessions
- ABC Kit
- Animals Kit
- Shapes/Colours Kit
- Numbers Kit
- Appendices

Once you begin the specific kit section, please note that each section has:

- A list (in table format) that has the titles of books used, author, type of book, cost, and the International Standards Book Number (ISBN). When you know the ISBN, you will be able to order the books from most book sellers; in some cases, we could not find an ISBN
- Crafts to send home with families to enhance learning and literacy/math skills
- A list of educational games and toys that are suggested to be included in the specific kit
- Songs and Finger plays
- Literacy and Math activities (story stretchers) that you can do in each class as well as the rationale for doing them

### Overview of Kit Use

There are four core kits on which you can base the eight weeks of **GSL** lessons and activities. The four main kits are:

- ABC
- Animals
- Shapes/Colours
- Numbers

Every two weeks you can bring a different kit. We suggest rotating the kits and having more than one kit since the families may get bored with the books and toys. Also, one of the benefits of exposing families to more than one kit is that families are shown a wider variety of books and toys in hopes that they will recognize and purchase or borrow them. This will further enhance the learning of both children and parents.

If you prefer, you can create more than the four core kits and rotate them however you wish. At present, Project READ Literacy Network facilitators use 8 kits in a weekly rotation but we have created 11 kits. The 11 thematic kits that we have include the first four plus: these supplemental kits:

- Fall/Winter (Seasonal)
- Spring/Summer (Seasonal)
- Fairy Tales
- Bathtub
- Things that Go
- Music, Movement, and Rhythm
- Stars and Bedtime

It has taken us three years to build up to 11 kits. Every session we use the four core kits and rotate the supplementary kits for variety. As previously suggested, you can get by using 4 kits. It is costly and time-consuming to create each kit so we have developed the lesson plans based on the four key kits.

An important thing to remember is to sterilize the toys after use. We wipe down the toys and board books after class since infants may have put them in their mouths. You can purchase chemical and natural wipes or create a solution of vinegar and water and/or bleach and water.

## Costs of Creating Kits

The kits cost between \$300 - \$1000 to assemble. They represent a significant and worthwhile investment that is key to the success of your program. When starting out, it is suggested that if you cannot purchase the supplies listed here, borrow books and toys from the libraries or Early Years Centres (if in Ontario).

## Reason for Use of Crafts

The crafts have been chosen for different reasons, depending on the lesson. Crafts enhance the learning that takes place in children. As well, they provide more opportunities for the parent and child to interact in a positive manner. In some cases, the parents are not familiar with doing crafts so it provides a learning opportunity for them as well. The practical application of new concepts is important to reinforcing learning.

There are suggested crafts following each kit. Each facilitator may pick and choose the crafts that he or she wishes to use to supplement the lesson. Crafts are meant to be simple enough that the families can do them at home. Also, you need to remember that you want the child to be able to do most of the craft without a lot of assistance from their parents. Therefore, they need to be simple.

As a facilitator, there are two perspectives regarding bringing a sample craft to show the families. Some facilitators believe that if you bring a sample, it shows the families what you expect them to create at home which may be interpreted by participants as performance pressure. Another perspective is the facilitator only distributes the craft materials and allows the families to create whatever they want with the materials. This tends to allow creativity and exploration of the materials, as well as providing less structure to the activity. It is up to each facilitator to determine what method works best.

## Types of Books Used in GSL Sessions

Listed below are the types of books used in **GSL** sessions so that you can determine what type of books to purchase. If you are unable to purchase the exact book suggested, you can find one that is similar. The name and type of book is listed in the first table located within each of the four sections of this chapter.

Type of Book	Description
Board Book	<ul style="list-style-type: none"> <li>A book that is designed for toddlers or other small children to hold. The pages are laminated so that they are basically indestructible and can be wiped off</li> </ul>
Chapter Book	<ul style="list-style-type: none"> <li>A book written for readers that has more than one chapter</li> </ul>
Cloth/Fabric Book	<ul style="list-style-type: none"> <li>A book that is made of fabric, usually designed for infants so that the books can be bent, sucked on, squished, etc. and will still be able to read. Generally do not have many pages or words</li> </ul>
Easy Reader	<ul style="list-style-type: none"> <li>This type of book is for the beginning reader</li> <li>There are some pictures and the text is large</li> </ul>
Flap Book	<ul style="list-style-type: none"> <li>Is a book that has flaps with pictures behind</li> <li>This type of book is great for predictions</li> </ul>
I Spy Book	<ul style="list-style-type: none"> <li>A book that allows children to predict and discover where the missing object can be found</li> </ul>
Magnet Book	<ul style="list-style-type: none"> <li>A book that has magnets that attach on each page</li> </ul>
Non-Fiction Book	<ul style="list-style-type: none"> <li>A true story or a story based on facts</li> </ul>
Picture Book	<ul style="list-style-type: none"> <li>A book that has large, colourful pictures and a story appropriate for reading aloud</li> </ul>
Puzzle Book	<ul style="list-style-type: none"> <li>A book that is a puzzle</li> <li>The book usually has text on one page and has a picture that is made up of puzzle pieces that a child can put back together</li> </ul>
Rebus	<ul style="list-style-type: none"> <li>A book that has pictures that represent words so that children can “read” the word by identifying the picture</li> </ul>
Sensory Book	<ul style="list-style-type: none"> <li>A book that focuses on more than one sense</li> </ul>
Vocabulary Book	<ul style="list-style-type: none"> <li>A book that primarily focuses on expanding the child’s range of known words rather than use the same vocabulary again</li> </ul>
Wordless Book	<ul style="list-style-type: none"> <li>A book that only has pictures. The purpose is to have children or adults use their imaginations to create a story. The story can change every time it is read.</li> <li>These books are of particular importance for parents with limited literacy skills as they allow the parent to “read” to the child despite their low literacy level</li> </ul>

## ABC Kit

Book Title	Author	Type of Book/ Cost in 2007 (\$)	ISBN
Chicka Chicka Boom Boom	Martin Jr., Bill	Picture Book/9.99	9780689835681
Animal Alphabet	Lluch, Alex	Picture & Board Book/9.99 &6.99	1887169490
Words and Pictures	Dodds, Siobhan	Rebus & Picture Book/ 4.99	1564020428
Early Words	Scarry, Richard	Vocabulary/10.95	0375801901
My Little Library (set of 6)	Unknown	Board Book/15.95	9781905158348
My Shimmery Alphabet Book	Unknown	Vocabulary/9.95	1581170378
ABC	Geddes, Anne	Vocabulary/8.95	1559120053
At the Shops	Unknown	Vocabulary/20.95	Unknown
Dr. Seuss's ABC	Unknown	Vocabulary/11.95	0394800303
My First ABC Book	Unknown	Vocabulary/11.99	
Alphabet Zoo	Holmes, Stephen	I Spy Book/12.99	0752548174
Shiny, Touchy, Smelly First Words	Unknown	Vocabulary/9.95	1846100879
Eating the Alphabet	Ehlert, Lois	Vocabulary/15.95	0152056882
A Boy, A Dog and A Frog	Mayer, Mercer	Wordless/14.99	0803728808
Fuzzy Bee and Friends	Unknown	Cloth/Fabric Book/6.99	9780312491505

Please note that all costs are in Canadian dollars.

## Crafts

- Letter Craft.** Write the first letter of the child's name on a piece of construction paper and have him or her decorate it. The construction paper should be included in kit. Other variations: Children are given the first letter of their first name. They are to colour it and bring it back to share in class. If you have older children in the group, they can create an Alphabet Art book using each letter of the alphabet.
- Gumball Craft.** Families are given the gumball template (Appendix 13). They should be encouraged to place different coloured letters or shapes, either stickers or glue them on.
- Alphabet Soup.** Families are given a soup pot template (Appendix 4) and a template with letters (Appendix 5) so that they can make alphabet soup. They are instructed to colour and cut out the letters. Then glue the letters onto the soup pot.
- Alphabet Hand Puppet.** Create a hand puppet out of a paper bag. Instruct the children to place whatever letter of the alphabet they would like to use on the bag and draw an animal, person, or object around it. Encourage them to use either an uppercase or a lowercase letter.
- Vowel Matching Template.** Using the templates provided, have the children match the uppercase letters found in the picture to the uppercase letters "A,E,I,O,U" found at the bottom of the page. Then match the lowercase letters found in the picture to the lowercase letters found at the bottom of the page. If desired, the children can then colour the templates. (Appendices 8,9,10,11,12)

## ABC Kit

<b>Educational Toys, Games</b>	<b>Purpose</b>	<b>Cost in 2007 \$</b>
Magnetic letters and tray/magnetic board	Letter recognition, muscle strengthening	5.00
ABC blocks and board	Letter recognition	5.00
Play dough and Stretchy Play dough recipe	Muscle strengthening	1.00
Stacking cups	Increase numeracy skills	1.00
Foam letter puzzle	Increase numeracy skills	1.00
Popsicle sticks of various sizes and widths (to make letters)	Make letters, numbers, count, etc.	1.00
Foam letter stickers	Letter recognition/knowledge	1.00
Silly sentences game cards	Fill in the blanks- memory	1.00
ABC pasta	Letter recognition, memory, spelling skills	1.00
Alphabet flash cards x2	Spelling skills	5.00
Wahoo Word Lab Phonics Game – ages 6 and up	Increase phonics skills	10.00
Rattle	Muscle strengthening	1.00
Pipe cleaners	Form letters and numbers	1.00
ABC bingo – ages 4 and up	Letter recognition	5.00
Magnetic sight words kit – ages 7 and up	Sight word recognition, phonics	10.00
Stacking rings Vowels bingo – ages 7 and up	Math skills, phonics	5.00
Rhyming flash cards	Increase vocabulary and spelling skills	5.00
Alphabet fun to know puzzles – ages 3 and up	Increase math and letter skills	5.00
Rhyming fun to know puzzles – ages 3 and up	Increase math and letter skills	5.00
Alphabet Beach Ball	Muscle strengthening, letter recognition	1.00
ABC wooden puzzle with pictures under the pieces	Increase numeracy skills	5.00
Verb cubes – ages 6 and up	Form sentences	10.00

Please note that all costs are in Canadian dollars.

## Songs and Finger plays

Music has many benefits for everyone involved. It is a powerful teaching tool and because the rhythm is predictable, it is a comfortable medium for children to learn new skills and to practise existing ones.

By using songs and finger plays in the **Get Set Learn** classes, you can:

- Encourage participation
- Improve memory skills
- Improve vocabulary
- Establish routines through repetition of certain songs and rhythms
- Utilize multi-sensory learning (children singing, listening, movement)
- Enhance success
- Have fun

Songs, poems and finger plays teach children pre-reading skills such as:

- Building vocabulary
- Developing memory
- Hearing syllables
- Gaining phonemic awareness
- Learning auditory discrimination
- Hearing rhyme and flow of language

As children learn songs, finger plays, and poems, they develop a love of words and language (West and Cox, 2004). Research also says that newborns possess a natural response to music through their conditioning to rhythm, sound, and movement. Music that has a repeated melody is soothing to an infant because he/she heard soothing sounds in the womb. Recent studies show that exposure to music develops a toddlers spatial-temporal reasoning which is the ability to see a mixed-up picture and mentally piece it back together (Silberg, 2002). These reasoning skills are similar to those needed in math activities. By having children listening and taking part in singing, they are developing their listening skills which will help them with language and math skills later.

## ABC Song

### Lots of Letters

(tune: "If You're Happy and You Know it")

If your name has a(n) [B], please stand up.

If your name has a(n) [B], please stand up.

Let's all play this letter game.

Is this letter in your name?

If your name has a(n) [B], please stand up.



### Yummy Letters

(tune: "Twinkle Twinkle Little Star")

A, B, C, D, E, F, G

Share this yummy book with me.

Take a look. You will see

Fruits and veggies – A to Z.

A, B, C, D, E, F, G,

Share this yummy book with me.



### BINGO

(using child's name instead of BINGO)

Farmer Brown, he had a boy and Billy was his  
name- oh. B-I-L-L-Y, etc.



## Literacy and Math Activities (Story Stretchers)

These are activities that you can use during PACT time. They also enhance the learning in children and parents. These activities also provide parents with activities they can use at home to reinforce learning concepts. You will notice that we have more activities than listed in section E "Lesson Plans." You can choose different activities other than the ones we chose. It will depend on the families who comprise your **GSL** groups.

Activity – ABC Kit	Knowledge, Skills, Attitudes (KSA)
<b>Jumbled Name.</b> Write name on a piece of paper. Cut letters apart, mix them up, Can you put them back in order?	K – letter recognition, name recognition
<b>Letter Walk.</b> Have families walk in room or in building to find letters of the alphabet. Each time they recognize a letter they need to record it on the sheet provided.	K – letter recognition K - matching
<b>Pipe cleaner letters.</b> Have families make letters with the pipe cleaners. Extension – have parent tell the child which letter to create.	K – letter recognition
<b>Popsicle stick letters.</b> Have families create letters with popsicle sticks. Extension – have parent tell the child which letter to make.	K- letter recognition
<b>Memory matching game.</b> Create homemade cards with letters on them. Can you remember and find the letters in order of alphabet (either upper or lower case). Extension – for older children use both upper and lower case letters for a greater challenge.	K – letter recognition S – memory skills
<b>Name recognition.</b> Write all of the childrens' names on a board. Ask them to pick out their name, come up to the board and copy it on the board.	K – letter recognition, name recognition S – fine motor skill development
<b>Tracing of names or letters.</b> Write out the letter using a highlighter. Children trace over the highlighter. Extension – older 4 and 5 year olds can copy a letter or their name if it is written by an adult who uses dashes for the letters.	K – letter recognition S – fine motor coordination
<b>Alphabet letters tracing books</b>	K – letter recognition S – fine motor control
<b>Play dough letters.</b> Make letters of alphabet out of play dough and say which letter it is. This is extremely good for children (and adults) with learning disabilities/difficulties because it is multi-sensory.	K – letter recognition S – fine motor control
<b>Whole body alphabet.</b> Children form different letters with their bodies.	K – letter recognition S – gross motor control
<b>Letter Tracing.</b> Trace first letter of their names in sand, rice, or sugar on a tray.	K – letter recognition S – fine motor control
<b>Hopscotch letters.</b> Write letters of child's name in hopscotch squares and have them jump on the boxes with the letters of their name. Begin with the initial of their first name.	K – letter recognition S – gross motor control



## Animal Kit

Book Title	Author	Type of Book/Cost 2007 (\$)	ISBN
Bear Wants More	Wilson, Karma	Picture Book/11.95	068984509X
The Very Hungry Caterpillar	Carle, Eric	Picture Book/15.95	0399208534
Farmer Will	Cowen-Fletcher, Jane	Picture Book/9.99	0763620556
Peter Rabbit's Touch and Feel Book	Unknown	Sensory Book/11.95	0723245185
Hug – 2 copies	Alborough, Jez	Board Book/11.99	0763615765
Hug	Alborough, Jez	Wordless/11.99	0763612871
In My Backyard	DeVries, John	Picture Book/9.95	0779113675
Old MacDonald had a Farm	Unknown	Board Book/15.95	1577556658
Does a Kangaroo have a Mother Too?	Carle, Eric	Board Book/11.95 x2	0694014567
Farm Animals Mirror Book	Unknown	Board Book/9.99	1904952976
Busy Beavers	Unknown	Non Fiction/20.95	0439162246
Peek-A-Boo	Unknown	Flap Book/15.95	0764158511
Millie Moo	Unknown	Sensory/14.95	0312495374
Baby Bear goes to the Farm	Broekstra, Loretta	Counting Book/11.95	9781858544885
Little Beaver and the Echo	MacDonald, Amy	Picture Book/12.95	074452315X
Whose Nose?	Rowe, Jeanette	Flap Book/11.99	9780316759335
Across the Stream	Ginsburg, Mirra	Picture Book/12.95	0140504362
Where are those Teddy Bears?	Theobalds, Prue	Flap Book/19.95	1904606148
At the Zoo	Unknown	Board Book/Sensory/11.95	0312498578
The Snuggliest Snuggle in the World	Nash, Sarah	Picture Book/12.95	0769646492
Busy Piggies	Unknown	Board Book/12.99	9781582461694
The Pig in the Pond	Waddell, Martin	Picture Book/14.95	0744531535
Small Babies	McQuade, Jacqueline	Non Fiction/15.95	1856023680
Five Silly Monkeys	Unknown	Counting Book/9.99	1581172648
Moo, Baa, La la la!	Boynton, Sandra	Board Book/7.95	0689870272
Fluffy Chick and Friends	Unknown	Cloth/Fabric Book/13.99	0312494300

Look Who's Talking at the Zoo!	Tepper, Danny	Picture Book/ Flap Book/14.95	0375831142
Panda Bear Panda Bear What Do You See?	Martin Jr., Bill	Board Book/12.95	Unknown
Perfect Pets	Unknown	Sensory Board Book/12.99	0312498608
Wild Bears	Simon, Seymour	Non Fiction/19.95	0439664063
Baby Animals Mirror Book		Board Book/12.99	1904952968
Snug as a Big Red Bug	Edwards, Frank	Easy Reader/7.95	1894323009
My First Animals – Pets	Unknown	Cloth/Fabric Book/9.95	0312494300
My Puppy Book	Boynton, Sandra	Cloth/Fabric Book/9.95	9781416908449
Farmyard Friends	Unknown	Magnet Book/9.95	2764301472
Ten Little Rubber Ducks	Carle, Eric	Picture Book/25.99	0060740752
When I Grow Up – Learning About Animals	Unknown	Puzzle Book/12.95	1575842726

Please note that all costs are in Canadian dollars.

## Crafts

1. **Animal Shapes.** Foam animal shapes are glued on paper
2. **Flap Book.** Families create a Teddy Bear, Teddy Bear flap book. (Appendix 14)  
They are given the template and are instructed to colour the 4 pieces and assemble the book. (book making teaches children that words are meaningful and that their words and pictures are important). You can supply them with construction paper to create the flaps with.
3. **Lace Teddy Bears.** Families lace Teddy Bears to improve hand/eye coordination. You can use one of the bears off the Teddy Bear template and enlarge it. (Appendix 15)  
Then punch holes in it. Provide the families with string or yarn for lacing.
4. **Paper Bag Animal Puppets.** Families create paper bag puppet animals from paper bag using markers, crayons, paint, stickers, whatever they choose. They draw a face or entire animal on the paper bag. When completed, they put their entire hand into the paper bag and can do imaginary play with it.
5. **Cat Template.** Instruct the children to colour the cat template.(Appendix 7)

## Animal Kit

<b>Educational Toys, Games</b>	<b>Purpose</b>	<b>Cost in 2007 \$</b>
Chunky zoo animal puzzle – 2 and up	Increase math skills	20.00
Peg farm animal puzzle	Increase math skills	20.00
Red, white and black plush caterpillar	Muscle strengthening	10.00
Linking Teddies	Muscle strengthening	5.00
Five Silly Monkeys finger puppets	Vocabulary	10.00
Insect cubes – 6 and up	Matching	20.00
Old MacDonald had a Farm finger puppets	Vocabulary and muscle strengthening	10.00
Wild animal finger puppets	Vocabulary and muscle strengthening	10.00
Farm animal peg puzzle with animal sounds – 2 and up	Increase math skills	10.00
Chunky farm animal puzzle – 2 and up	Matching, increase math skills	20.00
Magnetic Wild animals in a wooden carrying case – 3 and up	Vocabulary and muscle strengthening	15.00
Wooden farm cube puzzle x2 – 3 and up	Vocabulary, matching, and muscle strengthening	15.00 each
Two block wooden farm animal puzzles	Vocabulary, matching, and muscle strengthening	10.00 each
Wooden farm animal puzzle – 3 and up	Vocabulary, matching, and muscle strengthening	10.00
Farm animal dominoes game – 3 and up	Vocabulary, matching, counting, muscle strengthening	10.00
Wooden lacing bunny	Muscle strengthening, hand-eye coordination	5.00

Please note that all costs are in Canadian dollars.

## Songs and Finger plays

### B-I-N-G-O!

There was a farmer had a dog  
And Bingo was his name-o.  
B-I-N-G-O, B-I-N-G-O, B-I-N-G-O,  
And Bingo was his name-o.

There was a farmer had a dog  
And Bingo was his name-o.  
(clap)-I-N-G-O, (clap)-I-N-G-O,  
(clap)-I-N-G-O,  
And Bingo was his name-o.

There was a farmer had a dog  
And Bingo was his name-o  
(clap)-(clap)-N-G-O, (clap)-(clap)-N-G-O,  
O,  
(clap)-(clap)-N-G-O,  
And Bingo was his name-o.



### Cows in the Barn

(tune: "Wheels on the Bus")

The cows in the barn go moo, moo, moo  
Moo, moo, moo; moo, moo, moo.  
The cows in the barn go moo, moo, moo.  
All day long.

Other possible verses:

Ducks in the pond go quack, quack, quack.  
Sheep in the field go baa, baa, baa.  
Piggies in their pens go oink, oink, oink



### Can You Move With Me?

(tune: "Do Your Ears Hang Low?")

Can you wiggle like a worm?  
Can you squiggle? Can you squirm?  
Can you flutter? Can you fly like a gentle butterfly?  
Can you crawl upon the ground?  
Like a beetle that is round?  
Can you move with me?

Can you flip? Can you flop?  
Can you give a little hop?  
Can you slither like a snake?  
Can you give a little shake?  
Can you dance like a bee?  
Who is buzzing round a tree?  
Can you move with me?



## Five Green and Speckled Frogs

Five green and speckled frogs,  
(count down on your fingers)  
Sat on a speckled log,  
Eating the most delicious flies – yum, yum!  
(rub tummy)  
One jumped into the pool,  
Where it was nice and cool,  
And then there were four speckled frogs.  
“Ribbit, ribbit!”



## Teddy Bear, Teddy Bear

Teddy Bear, Teddy Bear Turn Around  
Teddy Bear, Teddy Bear touch the ground  
Teddy Bear, Teddy Bear show your shoe  
Teddy Bear, Teddy Bear that will do  
Teddy Bear, Teddy Bear climb the stairs  
Teddy Bear, Teddy Bear say your prayers  
Teddy Bear, Teddy Bear turn out the light  
Teddy Bear, Teddy Bear say goodnight.



## Can You Growl Like A Tiger?

Can you growl like a tiger?  
Can you hop like a frog?  
Can you climb like a monkey?  
Can you bark like a dog?

Can you slither like a snake?  
Can you fly like a bat?  
Can you howl like a wolf?  
Can you stre-ttttt-ccchhhhh like a cat?



## An Elephant Goes Like This and Like That

An elephant goes like this and like that  
(pat knees)  
He's terribly bit (put hands up high)  
And terribly fat (put hands out wide)  
He has no fingers (wiggle fingers)  
He has no toes (touch toes)  
But goodness, gracious, what a nose!  
(make like a trunk with your arm)



## Itsy Bitsy Spider


The itsy bitsy spider went up the waterspout  
Down came the rain and washed the spider  
out.  
Out came the sun and dried up all the rain  
So the itsy bitsy spider went up the spout  
again.



## Five Little Monkeys Jumping on the Bed

Five Little Monkeys jumping on the bed,  
One fell off and bumped his head.  
Momma called the doctor and the doctor  
said,  
"No more monkeys jumping on the bed."

Three Little Monkeys Sitting in a Tree  
(same tune, just change words)



## This Little Piggy

This little piggy went to market,  
This little piggy stayed at home.  
This little piggy had roast beef.  
This little piggy had none.  
And this little piggy went "wee wee wee"  
all the way home.

## Literacy and Math Activities (Story Stretchers)

Activities – (Animals Kit)	Knowledge, Skills, Attitudes (KSA)
<b>Bear Bounce.</b> Spread a blanket on the floor with a teddy in the middle. Children grab around the edges of the blanket and develop a rhythm to toss and catch the bear. The blanket could be used later for a teddy bear's picnic. Use this as a counting activity. How many times does teddy bounce?	K – number sense and numeration
<b>Obedience school.</b> Children pretend to be dogs. Call out a few commands and they have to act them out., similar to "Simon Says."	S – gross motor skills
<b>Animal movement.</b> Children get to act out whatever pet they want to be. Extension – for older groups, ask other children to guess what animal each child has chosen.	S – gross motor skills
<b>Graphing activity.</b> Graph the question "What is your favourite pet?" Use the words "more, less, the same."	K- data management
<b>Gummi Bear sorting.</b> Have children divide their paper plates into 6 sections. Have them sort their Gummi Bears according to colour.	K – colour recognition K - matching K – data management
<b>Find the animal.</b> Use animals of all kinds flash cards and ask children to identify the animal.	S – fine motor skill development S – memory skills
<b>Measurement activity.</b> Get children to measure themselves and other objects in the room using a teddy bear or other stuffed animal as their measure. Use math words such as "taller, shorter, bigger, smaller, more than, less than, same as."	K – measurement S – fine and gross motor coordination S – vocabulary expansion
<b>Sorting Activity.</b> Use plastic farm/zoo/pet animals. Ask children to sort them according to where the animals live. Extension – for older children, have the names of the place that they belong (i.e. farm, house, zoo, wild) written on a piece of paper and have the children sort into piles.	K – general animal knowledge (where they live) S – vocabulary expansion
<b>Lets Make Sounds.</b> Use plastic animals to talk about language and the kinds of sounds that each animal makes.	K – animal sounds S – memory skills S – vocabulary expansion

## Shapes/Colours Kit

Book Title	Author	Type of Book/ Cost2007 (\$)	ISBN
Brown Bear, Brown Bear, What Do You See?	Martin Jr., Bill and Carle, Eric	Board Book/ 10.95	0805047905
Brown Bear, Brown Bear, What Do You See?	Martin Jr., Bill and Carle, Eric	Picture Book/13.95	0805002014
Why is an Orange Called an Orange?	Ladner, Cobi	Picture Book/ 19.95	1552783286
Red is Best	Stinson, Kathy	Picture Book/5.95	092023626X
The Blue Balloon	Inkpen, Mick	Picture Book/9.99	0340757388
Harold and the Purple Crayon	Johnson, Crockett	Picture Book/8.99	0064430227
I Read Signs	Hoban, Tana	Picture Book/8.99	068807331x
Planting a Rainbow	Ehlert, Lois	Picture Book/9.00	0152626107
The Chameleon Colours Book	Yates, Gene	Board Book/15.00	1588651827
Magic Shapes	Baxter, Nicola	Board Book/12.00	1843223651
Magic Colours	Baxter, Nicola	Board Book/12.00	1843223643
My Book Box	Hillenbrand, Will	Picture Book/19.95	0152020292
The Snake Shapes Book	Yates, Gene	Rebus Board Book/14.95	158865365
Baby Einstein Windows to Colour	Aigner-Clark, Julie	Board Book/7.99	078651309
Red Tractor A Peek Inside the World of Colours	Robert, Yannick	Board Book/9.99	0375834907
Touch and Feel Colours	Unknown	Sensory Board Book/12.95	0312493975
Rainbow Rob	Unknown	Sensory Board Book/17.95	0312497911
Colourful World	Unknown	Flap Board Book/6.99	0756620074
Mr. Pine's Purple House	Kessler, Leonard	Story Book/7.99	0439407109
Lunch	Fleming, Denise	Story Book/11.95	0590467654
Shapes All Around	Unknown	Flap Board Book/6.99	0756620082
My First Book of Numbers	Carle, Eric	Flap Board Book/8.50	039924509x



City Colors	Millich, Zoran	Picture Book/16.95	1553375424
Colors	Ellis, Belinda	Board Book/6.95	1846100216
Shapes	Tattam, Mark	Board Book/6.95	1905051905
Colors	Unknown	Fabric Book/9.95	0312494521
Little Bear Paints at the Zoo	Unknown	Board Book/7.95	0710512236
Colours	Theobalds, Prue	Board Book/6.95	1904606024
Rosie Rabbit's Shapes	Yee, Patrick	Board Book/6.95	0689818459
Shapes	Theobalds, Prue	Board Book/6.95	1904606016
Shapes	Unknown	Flap Board Book/6.99	0756620082

Please note that all costs are in Canadian dollars.

## Crafts

1. **Colour Balloons.** Families create Colour Balloons from construction paper and foam. They can make the balloons any size or shape.
2. **Shape train.** Have pre-cut rectangles, squares, and circles. Have families pick one of each (to use as a template at home). Each family should return with a train or other object. They can colour the shapes too if the paper used is white.
3. **Musical Instrument.** Have families make instruments out of different objects. For example, they can use a medicine bottle, put rice or pasta in it, cover it with coloured paper and stickers and they have a shaker. Another idea would be to put 2 paper plates together, including different items inside, decorating the outside and another type of shaker has been created.
4. **Colour Wheel.** Have families create their own colour wheel by providing them with a sheet of white paper. Encourage them to find different coloured objects (out of magazines, flyers, newspapers, etc.) and glue them on the white piece of paper. Have them write the corresponding colour below.

## Shapes/Colours Kit

<b>Educational Toys, Games</b>	<b>Purpose</b>	<b>Cost in 2007 (\$)</b>
Multi-coloured linking shapes	To use hand/eye coordination for strengthening muscles (pre-writing skills) can also make patterns with them	10.00
Cookie sheet with magnetic letters	Letter identification, manipulation of letters	6.00
Foam Blocks	Manipulation of shapes for strengthening muscles (pre-writing skills)	15.00
Coloured Skipping rope	Measurement, colour recognition, muscle strengthening	2.00
Coloured sponges	Muscle strengthening, colour recognition, counting	1.00
Coloured stacking cups (10)	Colour recognition, shape and pattern recognition, muscle strengthening	1.00
Lace Trace and Play	Six thick lacing cards to trace	12.00
Colors Fun-to-Know Puzzles	24 puzzles (2 piece) that help children learn to identify 16 colours	13.00
Shapes Fun-to-Know Puzzles	20 puzzles (2 piece) to help children learn to identify 10 shapes	13.00
Shape of Things Game	Children identify and match shapes	6.00
Colors and Shapes Bingo	Children will learn to identify and match colours and shapes	13.00
Puppets (3)	Muscle strengthening , make believe	5.00
Multi-coloured and shaped laminated cards	Shape recognition, counting	5.00
Brown Bear laminated colour strips	Use with Brown Bear book to have children identify the colour	40.00
Coloured scarves, assorted colours - 10	To use during free movement; allow children to move the scarves to beat (optional – have them move the scarves to music)	10.00

Please note that all costs are in Canadian dollars.

## Songs and Finger plays

### Baa Baa Black Sheep

(change sheep colour to white, blue, etc)

Baa Baa Black Sheep, Have you any wool?  
Yes sir, yes sir, three bags full.

One for the master, one for the dame,  
And one for the little boy (girl) who lives down  
the lane.



### Colour Dance

(tune: London Bridge)

Mix blue and yellow to make green,  
To make green, to make green,  
Mix blue and yellow to make green,  
In our colour dance.

Mix red and yellow to make orange,  
To make orange, to make orange,  
Mix red and yellow to make orange,  
In our colour dance.

Mix blue and red to make purple,  
To make purple, to make purple,  
Mix blue and red to make purple,  
In our colour dance.




### Choo Choo

Red caboose moves down the track,  
Clickety-clack, clickety-clack.

Orange train car moves down the  
track,  
Clickety clack, clickety-clack.

Big Engine moves down the track,  
Shiny and black, shiny and black.  
Toot, toot!



### Tasty Colours


(tune: London Bridge)

Red and yellow, orange and green,  
Purple and brown, black and blue,  
Colours grow for me and you,  
Good and tasty!

## Literacy and Math Activities (Story Stretchers)

Activities – (Shapes/Colours Kit)	Knowledge, Skills, Attitudes (KSA)
<b>Colour Game.</b> Put different coloured pieces of paper on the floor, one for each child. As music plays, children move from colour to colour. When music stops children are asked to identify the colour they are standing on.	K - colour recognition
<b>Brown Bear colour strips game.</b> As you read the book, children are asked to hold up the matching colour strip to the colour on the page. If you have young children, only give them 4 coloured strips.	K - colour recognition K - matching S - memory of colours
<b>Colour Relay.</b> Two sets of colour strips are needed, one for parent, one for child. First parent shows her colour strip to the child and asks child to retrieve same colour from the floor. Extension – have parent say colour without holding it up for child to see. Have child identify the colour from the name only.	K - colour recognition K - matching S - vocabulary knowledge
<b>Graphing activity.</b> Graph the question “What is your favourite colour?” Use the words “more, less, the same.”	K- data management K - vocabulary
<b>Sorting activity.</b> Have children divide their paper plates into 4 sections. Have them sort their objects according to colour.	K - colour recognition K - matching K - data management
<b>Coloured Scarf Dance.</b> Have the children sitting while you play or sing a song. The children need to move their bodies to the rhythm of the music/song. Then bring the scarves out and have the children dance with the different coloured scarves. After the dancing, overlap the scarves on the floor and have the children observe the different colours; What happens when the colours overlap? Count each scarf at the end. Extension – make a graph of how many of each coloured scarf there is.	K - colour recognition K - number sense and numeration S - fine motor skill development (moving scarf) S - gross motor development
<b>Sorting colours.</b> Place different coloured objects in bowls. Have the children sort the objects by colour into the correct bowls. (tape one of the three primary colours on the outside of the bowls). Extension – for older children, put the name and colour on the outside of the bowl and have the children sort by reading the colour name or add more colours than just the 3 primary colours.	K - colour recognition K- matching S - fine motor coordination S - memory skills
<b>How many objects fit on the paper?</b> Have each child pick a coloured piece of construction paper. They now need to go to the kit to find objects that match the colour of their paper. Extension – discuss how many objects each child has on his/her paper. Count the items. Then graph the data.	K - colour recognition K - matching K - knowledge of space or number of objects required K - data management and probability S - fine motor control

<p><b>On Track Colour Match.</b> Make train cars by using shoe boxes. Colour each shoe box a different colour. Have the children fill up the shoe boxes with objects of the same colour. Have them graph the number of objects in each box.</p>	<p>K - colour recognition K - matching K - data management S - fine motor control</p>
<p><b>Shape Walk.</b> Provide the families with a shape walk template. They are to walk in the room or around the facility and record how many of each of the shapes they find.</p>	<p>K - shape recognition K - matching K - geometry and spatial sense</p>
<p><b>Colour Walk.</b> Provide the families with a colour walk template. Families are to walk around the room or facility and find specific colours listed on the sheet.</p>	<p>K - colour recognition K - matching</p>
<p><b>Colour/Pattern Matching.</b> Provide the families with coloured blocks. Have the children create a pattern. E.g. 2 red, 2 blue or 1 blue, 1 red, 1 blue, 1 red.</p>	<p>K - colour and shape recognition K - matching, patterning S - fine motor control</p>



## Numbers Kit

Book Title	Author	Type of Book/Cost (\$)	ISBN
P.Bear's New Year Party	Lewis, Paul Owen	Story Book/6.99	9781582461915
The Nickle Nackle Tree	Dodd, Lynley	Picture rhyme/8.99	9780141501307
Chicka Chicka 123	Martin, Sampson & Ehlert	Picture Book Rhyme/22.95	0689858817
10 Red Apples	Hutchins, Pat	Story Book Rhyme/23.99	0688167977
Piggies	Wood, Audrey Wood, Don	Board book Lg./14.95	015-2056327
Counting Colors	Priddy, Roger et. al	Picture book/14.95	0312492588
First Numbers	Usborne	Picture Book/7.99 UK	074604187x
Hungry For Numbers	Delessert, Etienne	Picture book/23.50	9781568461984
One Bear, One Dog	Stickland, Paul	Board Book/9.95US	1929927487
Fruit Salad	PBS KIDS	Sensory Book/8.95	1577913140
First 123	Usborne	Board Book/8.99UK	0746070489
Numbers 123 (magnets on the move)	Phidal	Magnet book/9.99	2764301847
Counting Time	Sweeney, Joan	Story Book/6.99	0439221293
Clocks and More Clocks	Hutchins, Pat	Story Book/11.95	0590227289
Count on Clifford	Bridwell, Norman	Story Book/ 4.50	0590442848
1234 Numbers	Tattum, Mark	Board Book-spiral bound/11.95	1905051913
Teeth, Tails and Tentacles	Wormwell, Christopher	Board Book/8.99	0762427280
One Some Many	Jocelyn & Slaughter	Board Book/ 9.99	0887767893
My First Canadian 123	Scholastic	Board Book/ 9.99	0779114248
Numbers	Theobalds, Prue	Board Book/11.95	1904606040
Sesame St. Brought to You by the Number 1	Albee, Sarah	Story Book/4.25	037580567x
Let's Count	Scholastic	Puppet Book/ 16.99	0439802830
What Time is it Mr. Wolf	Hawkins, Collin	Story Book/15.95	0006625711

Please note that all costs are in Canadian dollars.

## Crafts

1. **Number Craft.** Families choose a number (i.e. child's age) and draw it to cover the paper. Now they use smaller versions of the number and glue it on the large number.
2. **Mix and Match Numbers.** Families make a set of 3-way matching cards from template included and construction paper. (Appendix 3) One set has numerals, one has words, and the other set has fun "domino spots" (see appendices). Now they match the number with the word that corresponds and the domino number that corresponds.
3. **Button Number.** Provide families with buttons. Have them make a number out of buttons.
4. **Vowel Matching Craft.** Using the templates provided, have the families match the small vowels to the small vowel (lowercase) picture and the capital (uppercase) letters to the other uppercase letters. (Appendices 8,9,10,11,12)

## Numbers Kit

Educational Toys, Games	Purpose	Cost (\$)
3D wooden clock shape sorter (Melissa and Doug)	number identification, hand-eye coordination, colour matching, shape matching	20.00
Board Pzzles—subtraction	colour matching, hand-eye coordination, shape matching, math operations	10.00
Board Puzzle—shapes use VELCRO to keep together!!	colour matching, hand-eye coordination, shape matching and recognition	15.00
Board Puzzle--numbers	colour matching, hand-eye coordination, number matching and recognition	10.00
Board Puzzle –Time and daily activities	hand-eye coordination, shape matching, sequencing of events	15.00
Board Puzzle---Numbers and pictures (Melissa and Doug)	colour matching, hand-eye coordination, number matching and recognition, counting	20.00
Shape Sorter-plastic	hand-eye coordination, shape matching and recognition	12.00
Wooden, Coloured Blocks	hand-eye coordination, shape/colour matching and recognition, patterning, construction, predicting	20.00
Unifix linking blocks and activity book	hand-eye coordination, colour matching and recognition, patterning, sequencing, estimation, graphing	16.99

Flash Cards---Numbers 0-25 match-me	Matching, counting, number/word recognition, memory	6.99
Flash Cards— addition and subtraction 0-12	math operations,	6.99
Flash Cards—Money match-me x 2	number/money recognition, counting, memory	6.99
Flash Cards –Telling Time match –me x2	digital/analogue time matching, number recognition, fractions, memory	6.99 x2
Clock Template Crds –create your own flash cards (Classroom Accents)	hand-eye coordination, pre-writing, memory	5.50
Bingo 0-20	matching, number recognition, memory, patterning,	12.99
Magnetic Number square	matching, number recognition, patterning, math operations, hand-eye coordination	10.99
Telling Time puzzle game Masterpieces Learning Games # 10209	analogue/digital time recognition and matching, sequencing, shape orientation, hand-eye coordination, problem solving	13.95
Dominoes large and small	number matching, number spot patterning, sequencing, hand-eye coordination	5.99
Playing cards x 2	matching, number spot patterning, memory, sequencing, number recognition	1.99 x2
Inflatable number beach-ball 0-30 x2	number and word matching and recognition, hand-eye coordination,	1.99 x2
Basket with measuring jug, spoons and tape Bag of rice	volume and unit recognition, hand-eye coordination, estimation	10.00
Bag of buttons	patterning, sequencing, matching, sorting, shape recognition, counting, fine motor control	9.99
Number Bingo bag and foam blocks	number recognition, patterning, matching, hand-eye coordination	9.99
Coat hange/clothes peg balance scale	weight measurement, estimation, ratios, hand-eye coordination,	5.00

Please note that all costs are in Canadian dollars.



## Songs and Finger plays

### 5 Little Ducks

5 Little Ducks went out one day,  
over the hills and far away,  
the mother duck said quack, quack, quack,  
but only 4 little ducks came back.  
(repeat for 4, 3, 2, 1)

No little ducks went out one day  
over the hills and far away,  
the mother duck said quack, quack, quack,  
and all the 5 little ducks came back!



### This Old Man

This old man, he played one  
He played knick-knack on my thumb,

Chorus:

With a knick-knack paddy whack, give the dog a  
bone

This old man came rolling home.

This old man, he played two  
He played knick-knack on my shoe,

This old man, he played three  
He played knick-knack on my knee,

This old man, he played four  
He played knick-knack on my door,

...five...hive  
...six...sticks  
...seven...heaven  
...eight...gate  
...nine...line  
...ten...over again!

### Fish Alive


One, two, three, four, five,  
Once I caught a fish alive,  
Six, seven, eight, nine, ten,  
then I let it go again.

Why did you let it go...?  
Because it bit my finger so.



## 5 Little Monkeys

5 little monkeys jumping on the bed,  
One fell off and bumped her head,  
Mamma called the doctor and the doctor said,  
No more monkeys jumping on the bed!



## 10 in the Bed

There were 10 in the bed and the little one  
said... roll over!  
So they all rolled over and one fell out.....  
There were 9 in the bed and the little one  
said...roll over!  
.....  
There was 1 in the bed and the little one  
said....good night...sleep tight!



## Five Little Speckled Frogs

Five little speckled frogs,  
Sat on a speckled log,  
Eating some most delicious  
bugs...yum, yum!  
One jumped into the pool,  
Where it was nice and cool,  
Then there were 4 green  
speckled frogs... glub, glub  
(repeat for 4, 3, 2, 1)

## The Grand Old Duke of York

O' the Grand old Duke of York,  
He had ten thousand men,  
He marched them up to the top of the hill,  
And he marched them down again.

When they were up they were up,  
And when they were down they were down,  
And when they were only half way up  
They were neither up nor down!

## Literacy and Math Activities (Story Stretchers)

Activity – Number Kit	Knowledge, Skills, Attitudes (KSA)
<p><b>On the dot counting.</b> Use the match card template as a counting card for buttons etc... Have the child count out loud while placing the small objects on the happy-face spots.</p>	<p>K- number identification K- understanding number value S- hand-eye coordination</p>
<p><b>Number Guess.</b> Using a number line of 1-10 or 1-20 for older children, have one child pick a secret number. The rest will try to guess the number on the number line with hints from the secret number holder (too big, too small, too high, too low) The player that correctly guesses the secret number is the leader for the next round. (Use number line and post-it notes to mark incorrect guesses)</p>	<p>K-the order of numbers, and the terms higher, lower, less/smaller than, greater/bigger than. S- use teamwork to develop a process of elimination.</p>
<p><b>Number Bingo.</b> Families mark the template as per instructions and take turns pulling foam cubes out of the bingo bag.</p>	<p>K- number identification K- complete line recognition (bingo) S- hand-eye coordination S- taking turns and sharing</p>
<p><b>Making my own tape measure.</b> Families choose a body part or object to use as a measurement “unit” and measure it off with a length of yarn. They then “measure” other objects or body parts with their new “yarn measure” and record some comparisons. (my arm is 10 “mum-thumbs” long, the table is 4 “chairs” wide.)</p>	<p>K- a measuring unit can be anything. S- comparison of length without numeric units. Ratio S- estimation, A-personal connection with math measurement ideas.</p>
<p><b>Balance and weights.</b> Using a ruler balanced over a pencil or the coat hanger balance scale, use base ten blocks to show how balance works. Use other objects (wooden blocks of all shapes and sizes) and predict which will weigh more or less. Test predictions on the coat-hanger ruler-scale balance. Create a chart to manage data.(optional)</p>	<p>K- terms balance, even, same, equal, heavier, lighter, more, less, up, down S- predicting the comparative weight of different objects and weight ratios to create balance.</p>
<p><b>Symmetry activity.</b> Fold a piece of construction paper in half and have children draw/stick stickers on one side and copy on the other. Repeat the activity by cutting shapes out of the folded paper and unfolding to reveal the symmetry. Have children add or subtract from one or both sides of a dividing line to create symmetry. Use a mirror to show other types of symmetry to older children.</p>	<p>K-terms symmetry, half, even, same, equal, mirror image, S- can create a symmetrical balance by adding or subtracting objects on either side of a dividing line</p>

## Appendices

Appendix 1 - Budget for Creating Kits

Appendix 2 - Essential Books

Appendix 3 - Template for 3-way Matching Cards

Appendix 4 - Template for Alphabet Soup

Appendix 5 - Letter Template

Appendix 6 - Clock Template

Appendix 7 - Cat Template

Appendix 8 - Vowel Matching Template - E

Appendix 9 - Vowel Matching Template - A

Appendix 10 - Vowel Matching Template - I

Appendix 11 - Vowel Matching Template - O

Appendix 12 - Vowel Matching Template - U

Appendix 13 - Template for Gumball Machine

Appendix 14 - Template for Teddy Bear Flap Book

Appendix 15 - Template for Lace Teddy Bear

## Appendix 1

### ABC Kit Budget

Please note all costs are in Canadian dollars

Item	Approximate Cost
Books (16)	183.52
Toys, Games, Other Items	85.00
Crafts	25.00
<b>Total</b>	<b>293.52</b>

### Animals Kit Budget

Item	Approximate Cost
Books (38)	442.66
Toys, Games, Other Items	225.00
Crafts	20.00
<b>Total</b>	<b>687.66</b>

### Shapes/Colours Kit Budget

Item	Approximate Cost
Books (29)	329.66
Toys, Games, Other Items	152.00
Crafts	20.00
<b>Total</b>	<b>491.66</b>

### Numbers Kit Budget

Item	Approximate Cost
Books (23)	275.69
Toys, Games, Other Items	266.30
Crafts	25.00
<b>Total</b>	<b>566.99</b>

Please note the books and prices do not include tax. These books were purchased between 2005 and 2007 and may not reflect up-to-date prices. Use these figures as a “ball park” figure rather than actual amounts as they may vary by province, city, and store.

Also, please note that each kit has a different number of books (and toys) in it. This is one of the reasons for the discrepancies in the total value of the kits. We will list on the next page the 4 necessary books for each of the kits should you only be able to purchase the 4 books that you will use to read during the PACT learning time. The other books are optional.

## Appendix 2

### Essential Books

#### ABC Kit – 4 Essential Books

Book	Use
Chicka Chicka Boom Boom 9780689835681	Excellent rhyming book, increases letter recognition
Eating the Alphabet 0152056882	Beautiful picture book that increases letter recognition and stresses nutrition
Dr. Seuss ABC 0394800303	Excellent rhyming book of ABCs, plus can be sung
Animal Alphabet 1887169490	Great pictures and repetition of letters

#### Animals Kit – 4 Essential Books

Book	Use
The Very Hungry Caterpillar 0399208534	Great pictures, counting involved
Hug 0763612871	Wordless book, simple story
Where Are Those Teddy Bears? 1904606148	Flap book, prediction
Ten Little Rubber Ducks 0060740752	Picture book, wonderful story and pictures

#### Shapes/Colours Kit – 4 Essential Books

Book	Use
Brown Bear, Brown Bear What Do You See? 0805047905	Used in PACT Learning time to play colour game – recognition and knowledge of colours; good for prediction and rhyme
Planting a Rainbow 0152626107	Knowledge of colours, and nature for math and nature smart children
Red is Best or The Blue Balloon 092023626X / 0340757388	Great books with interesting pictures and interesting story lines
City Colors or I Read Signs 1553375424 / 068807331X	Need to use for environmental print class

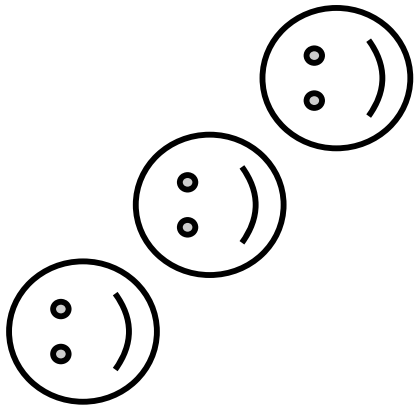
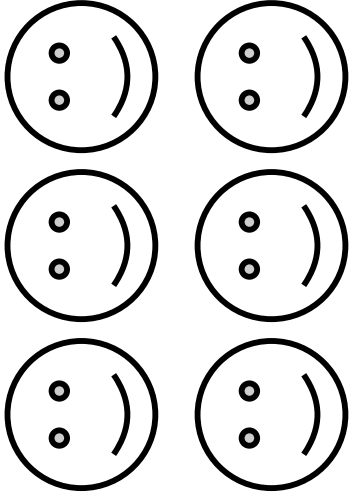
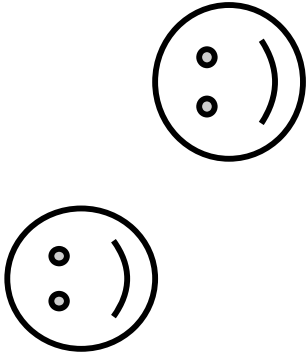
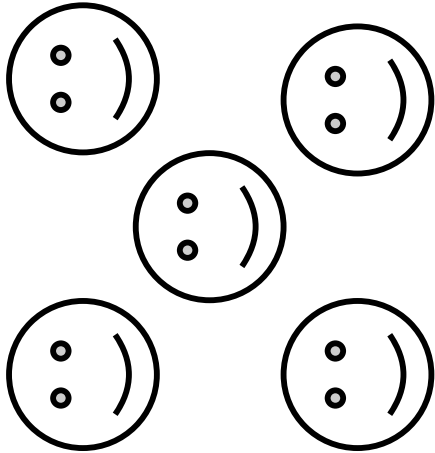

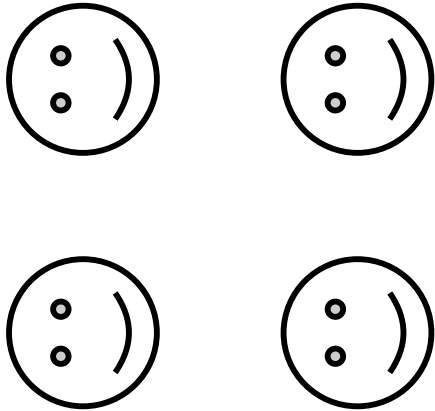
#### Numbers Kit – 4 Essential Books

Book	Use
Chicka Chicka 123 0689858817	Rhyme and number sense
One Some Many 0887767893	Great for math vocabulary
Clocks and More Clocks 0590227289	Good story plus has “telling time” math skill
One Bear, One Dog 1929927487	Excellent repetition of number one book, simple story line, predictable

## Appendix 3

<b>three</b>	<b>six</b>
<b>two</b>	<b>five</b>
<b>one</b>	<b>four</b>

# Appendix 3




## Appendix 3

3	6
2	5
1	4

## Appendix 4




## Appendix 5

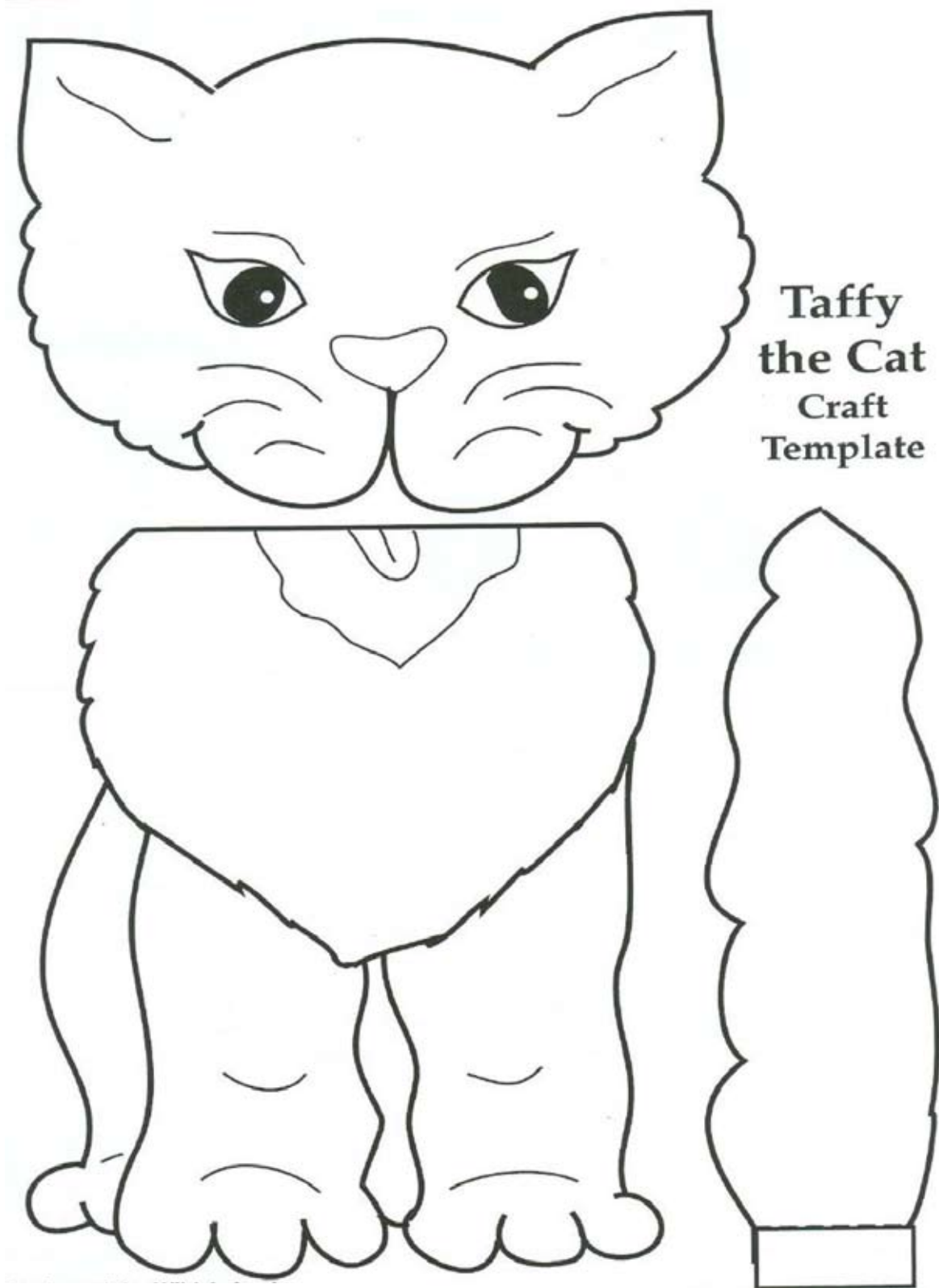


## Appendix 6

What is your favourite time?






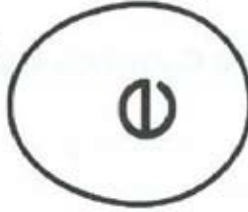

## Appendix 7




Adapted from: Reading and Parents Program Winter and Summer Collection

Section D - Kits

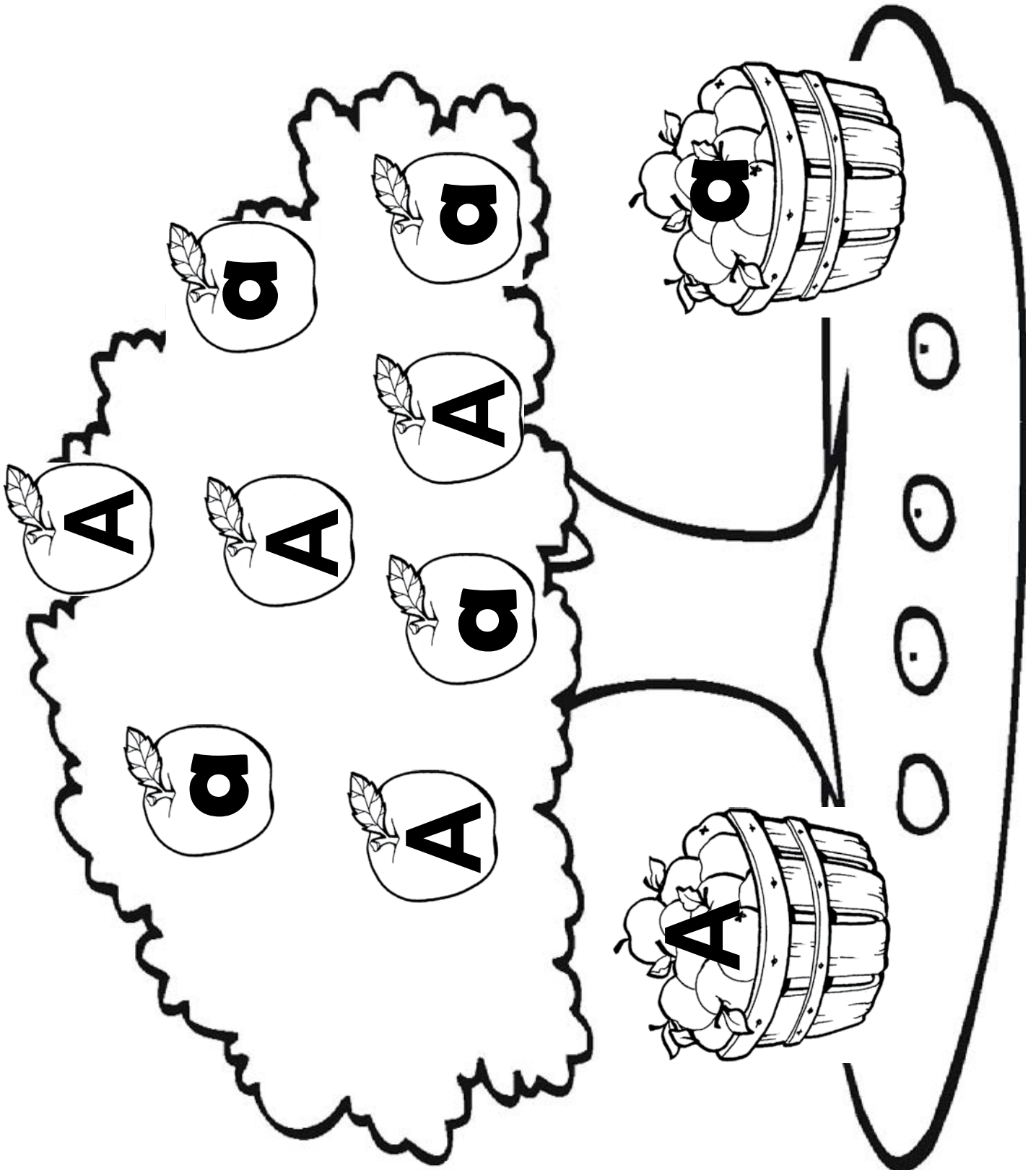
# Appendix 8



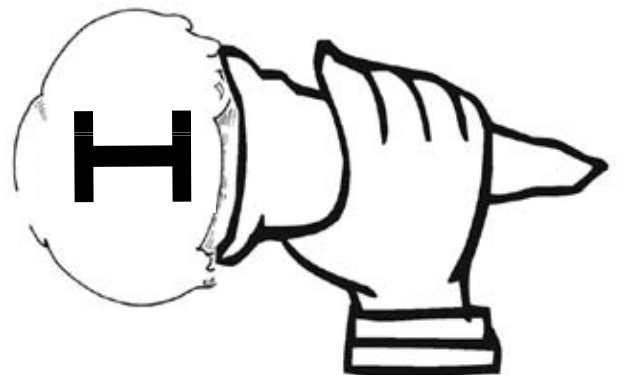
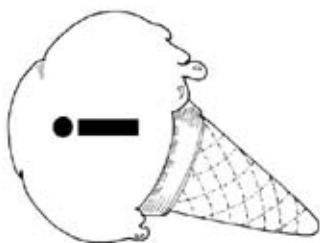
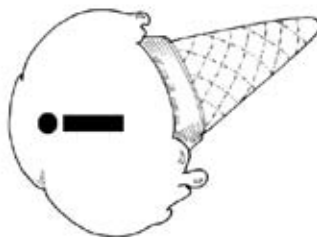
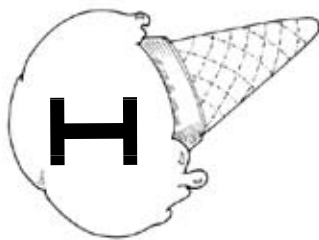
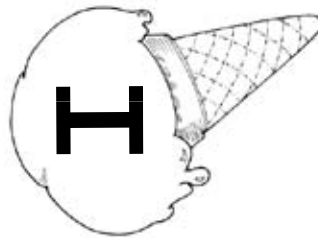


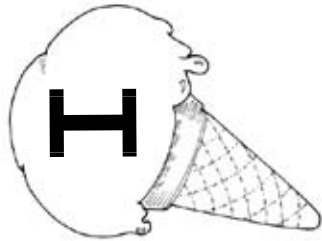
Name \_\_\_\_\_



# Appendix 9

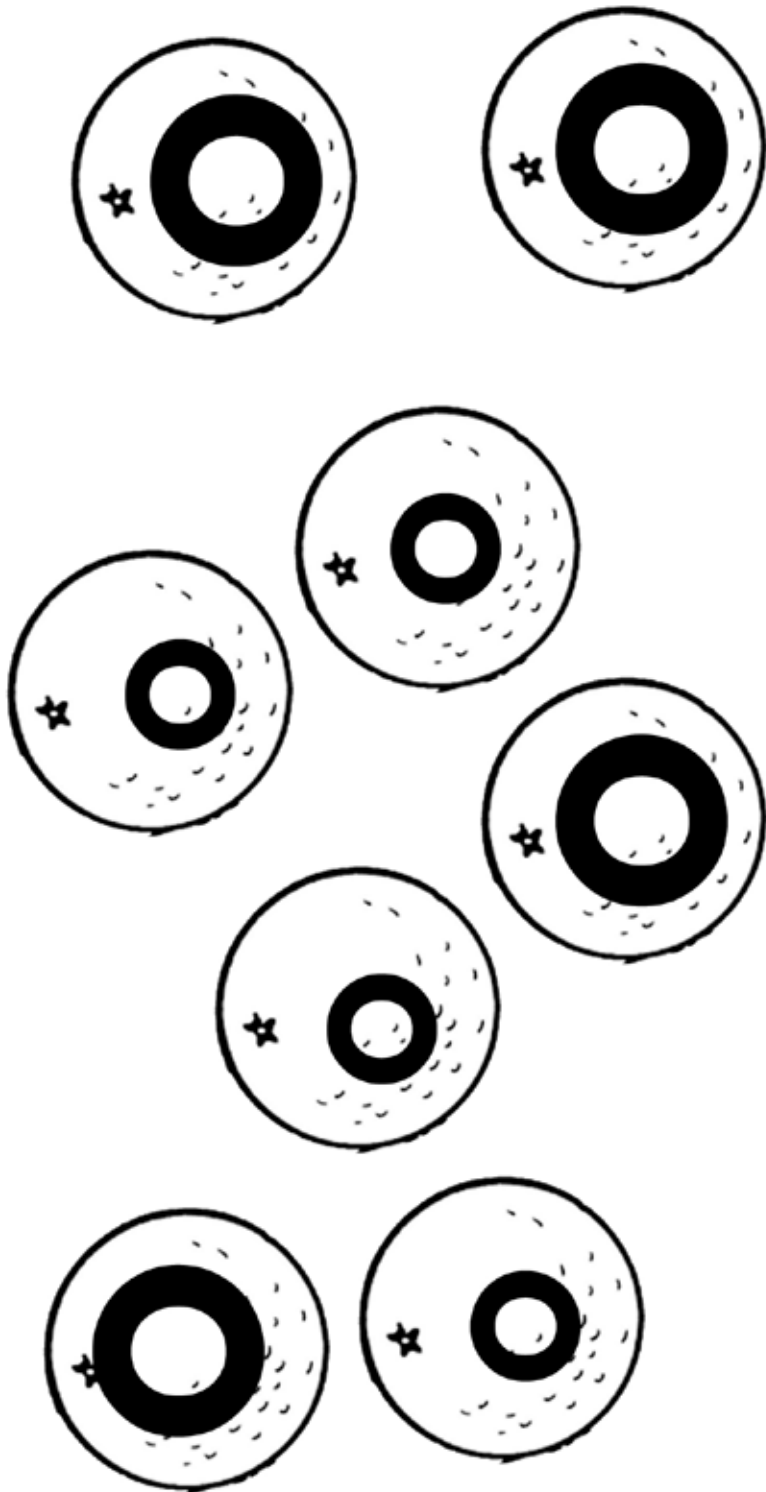


## Appendix 10


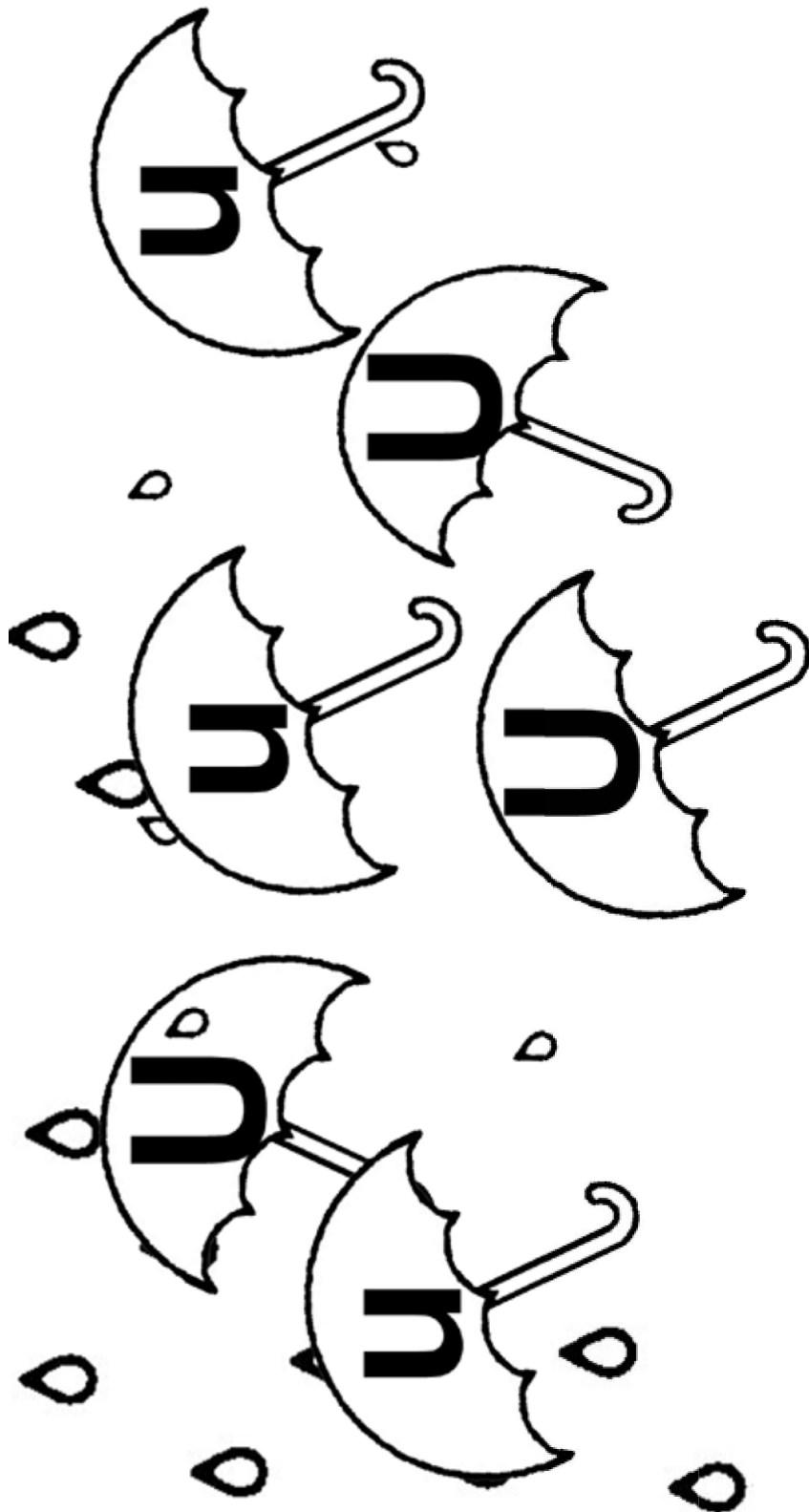




# Appendix 11

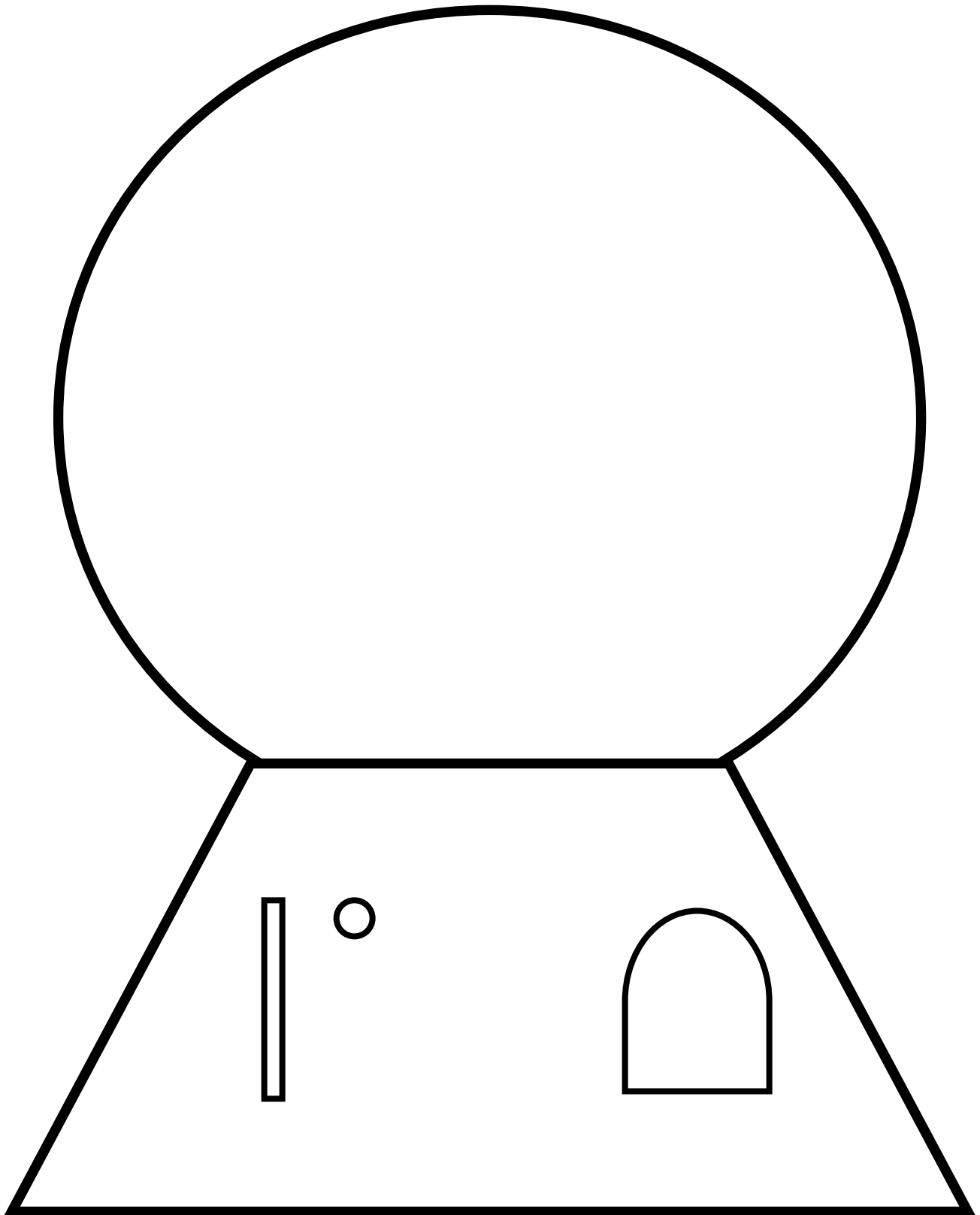


## Appendix 12





# Appendix 13



## Appendix 14



**Teddy Bear, Teddy Bear  
Turn around**



**Teddy Bear, Teddy Bear  
Touch the ground**



**Teddy Bear, Teddy Bear  
Show your shoe**



**Teddy Bear, Teddy Bear  
That will do**

## Appendix 15

