


Books in the Home Program



Snow? Let's Go

by
Karen Berman Nagel


Table of Contents

Table of Contents.....	1
Copies of <i>Snow? Let's Go</i>	2
What You Will Need for This Session.....	3
Session Overview.....	4
Family Literacy Bingo.....	6
Family Literacy Bingo.....	7
Activities to Do at Home with Your Child.....	8
Literacy Action Plan: <i>Snow? Let's Go</i>	9
Winter Word Search 1.....	10
Winter Word Search 2.....	11
Winter Crossword.....	12
Dot to Dot.....	13
Colour the Snowman and His Friends.....	14
Colour the Snowflake.....	15
Winter Writing.....	16
Flashcards.....	17
Winter Memory Game.....	18
Write a Story about Winter.....	19
Snowman Poem.....	20
Snowperson Magnet or Pin.....	21
Sparkles the Snowperson.....	23
Humpty Dumpty Finger Puppets.....	25
Humpty Dumpty Finger Puppet Pattern.....	26
It's Snowing Poem.....	27
NWT Literacy Council.....	28



Copies of *Snow? Let's Go*

If you would like to buy more copies of the book *Snow? Let's Go*, you can contact your local bookstore.



The Book Cellar (867) 920-2220
Yellowknife 1-800-944-6029

Pages (867) 874-3331
Hay River

Boreal Bookstore (867) 777-3748
Inuvik

North of 60 Books (867) 872-2606
Fort Smith



What You Will Need for This Session

- A copy of *Snow? Let's Go* for each family in the program
- A copy of *On the Right Track* for each family in the program
- A journal for parents
- Prizes for the *Family Literacy Bingo*
- Copies of the Blank *Family Literacy Bingo* sheet handout
- Copies of the *Tips for Parents* handout
- Copies of the *Activities to Do at Home with Your Children* handout
- Copies of the *Literacy Action Plan* handout
- Craft materials—crayons, glue, scissors, paper, etc.
- *Snow? Let's Go* activities in this kit
 - ★ 2 word searches
 - ★ Crossword
 - ★ Dot to dot activity
 - ★ 2 colouring pages
 - ★ Picture and story activity
 - ★ Snow person flashcards
 - ★ Matching game
 - ★ Write a story about winter
 - ★ Write a poem about snowmen
 - ★ Craft – Snowperson magnet or pin
 - ★ Craft – Sparkles the snowperson
 - ★ Craft – Humpty Dumpty puppet
 - ★ 2 poems related to snow



Snack of the Week

Crackers & Cheese & Apple Slices

Buy different kinds of cheese. You can buy neat ones such as little squares or small Goudas. Serve them with a variety of crackers. Cut a few apples into slices and serve those too.



Session Overview

Introductions

- **Warm Up Activity**—Do a warm up activity with participants. There is a *Family Literacy Bingo* included in this kit (see pp 6 & 7).
- **Expectations**—Ask parents what their expectations of the evening are. Flipchart the responses and then try to meet those expectations.
- **Group Agreements**— Review the Group Agreements.

Group Brainstorm & Discussion

- Review what happened during the week
 - What kinds of literacy activities did you do at home last week?
 - Did you follow your action plan?
 - How did it go?
- Hand out *On the Right Track* – read booklet together as a group and discuss with the group.
- Brainstorm a list of literacy activities that you can do at home with your children. (Give out handout and discuss.)

***Snow? Let's Go* by Karen Berman Nagel**

- Introduce the book.
- Read the book together as a group.

Tip of the Week

Photocopy all the activities for each family to take home.

Put all the activities in a folder or duotang. Go through the package with families to make sure they know what is in it. Explain each activity so parents will know what to do with their children.



Books in the Home

- Discuss the book as a group.
- Brainstorm activities related to this book that parents can do at home with their children.
- Make an activity related to the story that families can use at home.
- Give out handouts related to the book and review the activities together. Make sure you go over each activity and show parents how to do them.

Adult Writing


- Have parents review the weekly Literacy Action Plan for next week.
- Have parents write down one thing in their journals that they learned this evening and then share it with the group, if they want to.

Wrap Up

- Ask the participants for feedback on the session: “What did you like about the session? What did you not like?”

Story Time

- Have children come back from their reading circle to spend time reading with their parents.
- Gather everyone together and read one more story or teach the poems to everyone.



Nutritional Snack

- Take a break for a nutritional snack and drinks.



Family Literacy Bingo

1. Give each participant a Blank Bingo Card (see next page), or ask them to make their own.
2. Choose a theme, for example, kitchen, garden, etc. Ask participants to call out 16 words related to that theme, one word at a time.
3. Write each word on the board or a flipchart. At the same time, ask each participant to write the word in any of the boxes.
4. Call out the words at random. The first participant to get a straight line in any direction and call out “Bingo!” is the winner. You can play the game several times.
5. You can play this game using French or an Aboriginal language. You can use other topics like animals, the land, camping, community, literacy, etc. You can call the game another name, if that is more appropriate for your community.



Let's play!





Family Literacy Bingo



Activities to Do at Home with Your Child

- ★ Try to read to your children several times during the day, not just at bedtime
- ★ Talk to your children about their day
- ★ Go for a walk when it is snowing and talk about what you see. Try to catch snowflakes.



- ★ Make up a matching game together
- ★ Go outside and make a snowman together. Give him eyes, a nose, a mouth and some arms. Dress him in a hat and a scarf.



- ★ Give the snowman a name and make up a story about him.
- ★ Take some photos outside in the snow. Make up a story about your activities.
- ★ Go sliding on a hill near where you live



These are all great family literacy activities that you can do with your children!



Literacy Action Plan: *Snow? Let's Go*

Monday

- ___ read together for 15 minutes
- ___ complete the crossword puzzle
- ___ colour a picture together

Tuesday

- ___ read together for 15 minutes
- ___ play the memory game together
- ___ do a craft together



Wednesday

- ___ read together for 15 minutes
- ___ colour the snow picture and write a story together
- ___ read the poems together and made up actions

Thursday

- ___ read together for 15 minutes
- ___ make up flashcards
- ___ do the dot-to-dot activity

Friday

- ___ read together for 15 minutes
- ___ complete the word search together
- ___ play in the snow together



Saturday

- ___ read together for 15 minutes
- ___ bake something special today
- ___ make a shopping list together

Sunday

- ___ read together for 15 minutes
- ___ go for a walk on the land
- ___ tell stories to your child



Winter Word Search 2

Look across, down and diagonally to find the words. Circle them when you find them, then cross them off the list.



w	s	n	o	w	f	l	a	k	e	o	h	i	n	k
w	n	s	i	j	m	o	y	j	l	s	y	x	b	t
i	a	w	j	f	g	e	o	o	s	a	r	m	o	s
b	g	o	d	p	k	y	p	t	x	z	e	i	o	o
d	g	l	a	c	i	e	r	q	p	p	p	t	t	r
v	o	p	o	l	a	r	b	e	a	r	p	t	s	f
c	b	h	z	o	d	f	l	u	r	r	i	e	s	r
t	o	l	t	g	r	e	b	e	c	i	l	p	e	a
e	t	i	s	h	o	v	e	l	t	c	s	s	t	c
e	e	i	n	p	e	n	g	u	i	n	z	e	a	s
l	k	o	o	d	i	k	s	c	c	z	y	r	k	z
s	c	o	w	c	g	e	i	m	e	w	z	n	s	m
l	a	o	m	h	q	b	s	n	o	w	b	a	l	l
e	j	x	a	a	a	b	g	n	i	z	e	e	r	f
d	w	i	n	t	e	r	s	b	s	l	u	s	h	d

- | | | | | |
|------------|----------------|------------|--------|----------|
| arctic | freezing frost | icicles | shovel | slippery |
| blizzard | glacier | igloo | skates | slush |
| boots | hat | jacket | skidoo | snowball |
| coat | hockey | mittens | skis | snowman |
| cold | ice | penguin | sled | snowy |
| flurries | iceberg | polar bear | sleet | toboggan |
| footprints | | scarf | | winter |



Winter Crossword

2

Winter Crossword

- ICE
- HOCKEY
- HAT
- ICEBERG
- COAT
- ICICLES
- FROST
- SNOWMAN
- SHOVEL
- SNOWBALL

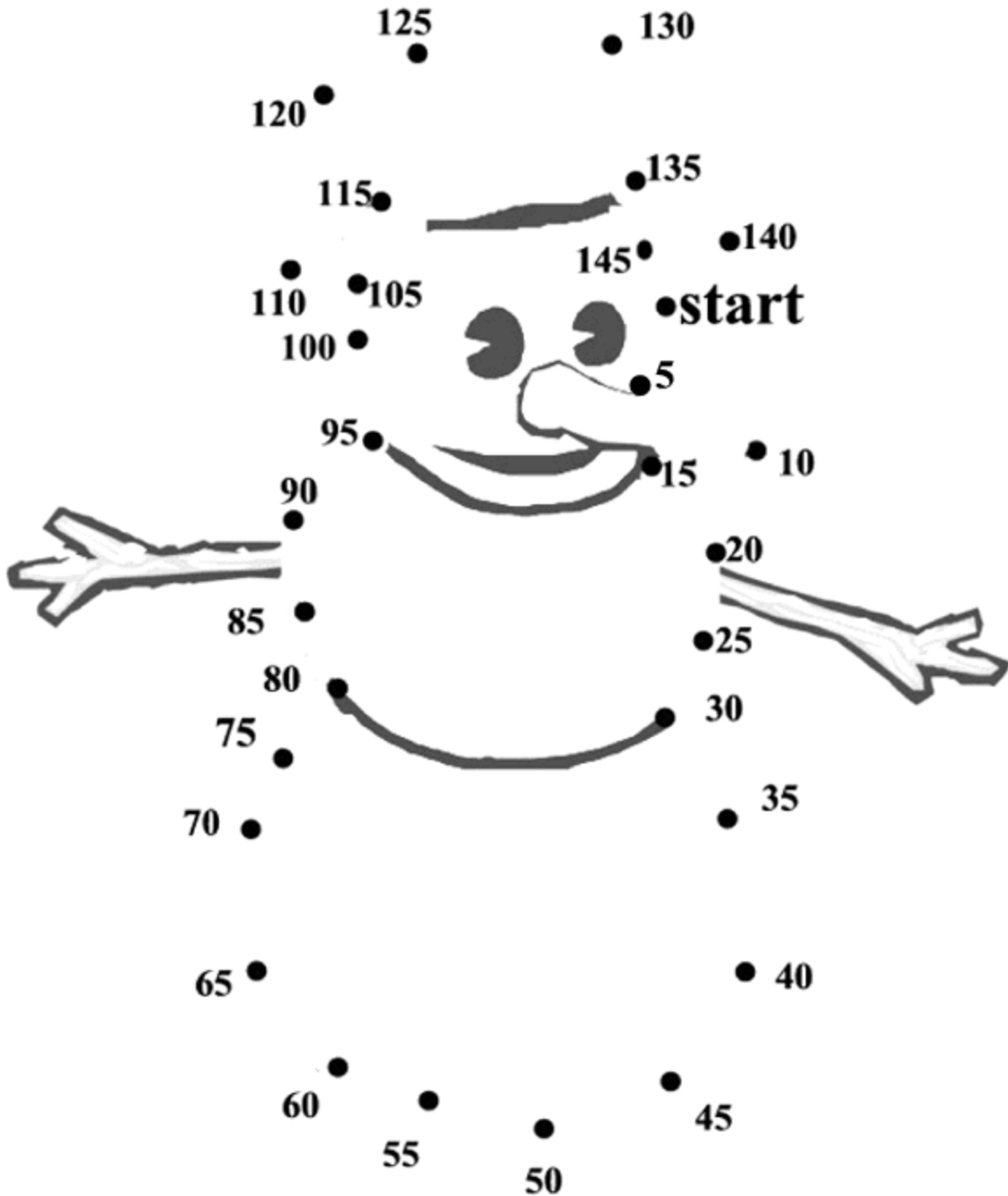
Find the spot where each word fits. Use each word only once.

©2000 The Kids Domain www.kidsdomain.com free for non-profit use



Dot to Dot


Join the dots. The numbers go in fives—for example, five, ten, etc.



Colour the Snowman and His Friends



Colour the Snowflake



Winter Writing

Colour the picture and then write a descriptive paragraph about it.





Flashcards

Use the following shapes to make number or letter flashcards or colour cards.

