

How-to-Kit

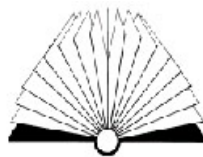
Survivor

Outwit

Outplay

Outsmart

Literacy Survivor



NWT Literacy Council



Celebrate Family Literacy in the NWT

Other How-to-Kits & Literacy Activities

This *How To Kit* was developed to help organizations celebrate literacy in the NWT. It is one in a series of *How to Kits* that you can download from the NWT Literacy Council website at www.nwt.literacy.ca. You are welcome to photocopy and use the activities in your programs, or adapt them to your needs.

Other How-to-Kits you will find on our website:

- 1-2-3 Rhyme with Me
- Community Book Swap
- Family Reading Party
- Games Night
- Literacy Treasure Hunt
- Pyjamas and Book Party
- Reading Circles and Story Extenders
- Scattergories
- Storytime on the Radio
- Family Literacy Activities Night
- Book Making
- Literacy Games for Adults
- Get Caught Reading & Other Promotion Ideas
- Election
- Environmental Print Games
- More Literacy Games
- Read for 15
- Writing and Publishing Children's Books
- Involving Families in Children's Learning
- Literacy Activities for Holidays – Thanksgiving, Halloween, Christmas, Valentine's Day, Easter, Birthdays
- Puppet Making
- Writing Contest
- Culture and Traditions
- Books in the Home
- Facilitating a Workshop
- Talking Books
- Readers Theatre
- Family Literacy Activities Night 2
- Books in the Home Kit – *Love You Forever*
- Word & Picture Bingos
- Plan a Family Literacy Fair
- Storysacks

You are welcome to download and use these kits.

NWT Literacy Council

Box 761

Yellowknife, NT X1A 2N6

Phone: 867-873-9262 Fax: 867-873-2176

Toll Free in the NWT: 1-866-599-6758

Email: nwtliteracy@nwtliteracy.ca

Website: www.nwt.literacy.ca

NWT Literacy Council



Literacy Survivor

We have had many requests for activities that are good for older children and youth. What better than Literacy Survivor! Literacy Survivor will engage youth and families in fun literacy activities and games. You can do these activities at the youth centre, at a family literacy night, in the classroom or at home. The activities in Literacy Survivor are:

1. Scattergories
2. Read the Room
3. Hidden Pictures
4. Brain Teasers
5. Word Search Puzzles
6. Tricky Word Problems

This kit has the following. Look for these symbols.

✓ How you can use Literacy Survivor?



✓ Instructions for the facilitator or teacher

✓ Handouts for participants



✓ Answer keys for the facilitator or teacher





How can you use Literacy Survivor?

There are many ways that you can use this kit. You can organize a youth fun night at the school or community centre. Use Literacy Survivor with your students in the classroom. Parents can hold their own Literacy Survivor with their children at home.

If you choose to do a community event, below are some helpful hints to getting organized.

Get the community involved.

Meet with other people and organizations in your community that are interested in supporting and celebrating literacy. Work together to plan the event.

Ask businesses and organizations to sponsor your Literacy Survivor event. They can donate money to buy prizes and provide snacks.

Decide the date

Family Literacy Day is celebrated all across Canada on January 27. If January 27 doesn't work for your community, hold it on another day. Choose a date that will not clash with other community events so more people can attend.

Find a location

Find a space in the community to hold the event – the school, band office, friendship centre, youth centre, nursing station, library, or community hall.

Advertise



Celebrate Family Literacy in the NWT

Begin advertising now!

- Put up posters around the community.
- Advertise on the local radio station or green screen.
- Hand out invitations at school.
- Tell everyone about it.
- Advertise at least one week before the event

Invite the local newspaper

Tell the local paper about the event. Invite them to attend and to do a story about the event.

Prepare the activities

Prepare all of the materials and things you'll need ahead of time. Check that you have everything, and then check again! You need to photocopy the handouts and put them into a folder. Each team will get one folder.



Plan and prepare snacks and drinks

Keep it simple with cut up veggies or crackers and cheese. Or you may decide the time is right for a community feast. You decide.



Have prizes

Collect prize donations. Have draws throughout the event for prizes and give prizes to the winning team. Be sure to have paper and pens ready for people to enter their name.



Celebrate Family Literacy in the NWT

☐ Take pictures

Take pictures of the event. After the event make posters using the photos and hang them around town so everyone can see what a great time it was. Share your pictures with the NWT Literacy Council. We like to report on literacy events in communities and would love to include photos in our newsletter.



☐ Contact the NWT Literacy Council

For all of you in the Northwest Territories, the NWT Literacy Council can provide free books for prizes, share some ideas, and help you plan your event.





Celebrate Family Literacy in the NWT



Literacy Survivor Instructions

The idea for the Literacy Survivor is to simply have fun with language, while competing with others!

There are six activities in each package:

1. Scattergories (several sheets)
2. Read the Room
3. Hidden Pictures
4. Brain Teasers
5. Word Search Puzzle
6. Tricky Word Problems



Before People Arrive

1. Photocopy the handouts and put them into a package. Each team will get one package. Make sure the handouts are in order.
2. Make sure you photocopy an extra package for yourself.
3. Cut out the letters for the scattergories game and put into a container of some sort.
4. You need to decide if you are going to do one or more rounds of scattergories. If you choose to do more than one you will need to photocopy more scattergories sheets to put in the package. There are six sheets to choose from.
5. Highlight the pictures on the hidden pictures page in your package for your answer key.
6. Circle the words on the word search in your package as your answer key.

When People Arrive


1. Arrange people into teams of 3 – 5 people.
2. Check that each team has a pen or pencil and also a coloured marker or highlighter pen.



Celebrate Family Literacy in the NWT

3. Give each team a package and instruct them to NOT open it until you say so. When they do open the package they are to only take out the one page that will be used in each round.
4. There will be a winner for each activity. The winner will get to start early on the next activity. The team who finishes the last activity first wins.

Round 1: Scattergories



- ✓ Have each team take out the first Scattergories page from their package – make sure that it is the first sheet in their package.
- ✓ Explain how to play: The teacher or facilitator will start the game by pulling a letter from the container
- ✓ Let's say for example you choose the letter "D." On your go, tell the class which letter was pulled.
- ✓ Each team then works through the list of 12 categories trying to find a word that begins with, in this case, the letter "D." For example, "A boy's name – David," "An animal – donkey," etc.
- ✓ The first team to fill in all the categories wins. Make sure you have them read out their list to make sure it is correct. You can use each page twice. Choose another letter and do it again!
- ✓ If you are doing more sheets, let the winner start 20 seconds before the others.
- ✓ Choose different letters for each sheet you do.
- ✓ The winning team gets to start 20 seconds before the others in round two.



Round 2: Hidden Pictures

- Have each team take out the next activity in their package – the Hidden Picture pages.
- Instruct them to not look at the second page before they get the go ahead from you.



Celebrate Family Literacy in the NWT

- Give the round-one winning team their 20 second head start.
- Teams work together to find the ten small pictures that are hidden within the large picture of the deer on the hillside.
- Again the winning team gets a 20 second head start in round three.

Round 3: Read the Room

- Have each team take out the third activity in their package – the *Read the Room* page.
- On your go, teams work together to find items in the classroom that begin with each letter of the alphabet.
- Give them about four minutes or so to complete the page. Use your judgment as to when to call time. Or you can wait until the first team finishes.
- Check the answers of the winning team to make sure they are correct.
- The team with the most blanks filled in wins the round and again gets a 20 second head start in the next round.



Round 4: Brain Teasers

- Have each team take out the next activity from their package and to keep it folded until you give them the go ahead.
- On your go, teams work together to find the answers to the brain teasing questions. Give the round-three winners their 20 second head start.
- Some of these are tricky. You might want to put a time limit on this activity, or you can wait until the first team finishes.
- Check the winning team's answers.





Celebrate Family Literacy in the NWT


- The winning team gets a 20 second head start in the next round.

Round 5: Word Search Puzzle

- Have students pull the next activity page from their package and to keep it folded until you give them the go ahead.
- There are two word searches for different ages. Decide ahead of time which one you will include in the package.
- Tell the class that the words may be up, down, diagonal, or backwards.
- On your go, teammates work together to find the listed words in the puzzle.
- The winning team gets a 20 second head start in the next and final round.

Final Round: Tricky Word Problems (Math)

- Have students pull the next activity page from their package and to keep it folded until you give them the go ahead.
- There are two pages of word problems for different ages. Decide ahead of time which one you will include in the package.
- Give each group a calculator to use if you want.
- On your go, teammates work together to find the answers to the word problems.
- The team to finish first with the most correct answers wins Literacy Survivor!





Celebrate Family Literacy in the NWT



Round 1: Scattergories List 1

1. A boy's name		
2. A river		
3. An animal		
4. Something that is cold		
5. An insect		
6. A TV show		
7. Something that grows		
8. A fruit		
9. Something that is black		
10. A school subject		
11. A movie title		
12. A musical instrument		



Celebrate Family Literacy in the NWT



Round 1: Scattergories List 2

1. An author		
2. A body of water		
3. A bird		
4. A country		
5. A cartoon character		
6. A holiday		
7. Something that is square		
8. Something in Canada		
9. Clothing		
10. A relative		
11. A game		
12. A sports star		



Celebrate Family Literacy in the NWT



Round 1: Scattergories List 3

1. School supplies		
2. Something that is hot		
3. A hero		
4. A girl's name		
5. A fear		
6. A TV star		
7. A colour		
8. A fish		
9. A fruit		
10. A province or state		
11. Sports equipment		
12. A tool		



Celebrate Family Literacy in the NWT



Round 1 Scattergories List 4

1. A breakfast food		
2. A gift		
3. A flower		
4. An ice cream flavour		
5. A drink		
6. A toy		
7. A city		
8. Something in the kitchen		
9. An ocean thing		
10. A nickname		
11. A hobby		
12. A part of the body		



Celebrate Family Literacy in the NWT



Round 1: Scattergories List 5

1. A tree		
2. A book		
3. Something that is red		
4. A movie star		
5. Something in town		
6. An arctic thing		
7. An item in the fridge		
8. A bad habit		
9. Something you're afraid of		
10. A restaurant		
11. Something at the beach		
12. A kind of candy		



Celebrate Family Literacy in the NWT



Round 1: Scattergories List 6

1. A lunch food		
2. A song title		
3. A household chore		
4. A vegetable		
5. Something that bothers you		
6. A store		
7. An excuse for being late		
8. A foreign city		
9. Something that grows		
10. Something in the bedroom		
11. Something that is yellow		
12. A piece of furniture		



✂ Round 1: Scattergories Letters

A	B	C	D	E
F	G	H	I	J
K	L	M	N	O
P	Q	R	S	T
U	V	W	X	Y
Z				



Celebrate Family Literacy in the NWT



Round 2: Read the Room


A _____	N _____
B _____	O _____
C _____	P _____
D _____	Q _____
E _____	R _____
F _____	S _____
G _____	T _____
H _____	U _____
I _____	V _____
J _____	W _____
K _____	X _____
L _____	Y _____
M _____	Z _____



Celebrate Family Literacy in the NWT



Round 3: Hidden Pictures: The Deer





Celebrate Family Literacy in the NWT



Can you find these hidden pictures?



cat




wasp



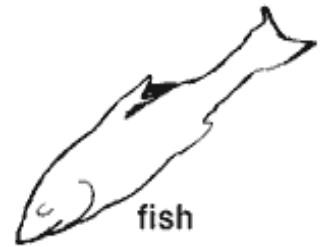
snake



pie



seal



fish



dog's head



dog



lizard



mouse



Round 3: Brain Teasers

Work together to answer these brain teasing questions!

1. What goes around the world but stays in a corner?



2. What can you catch but not throw?


3. No sooner spoken than broken. What is it?

4. Two fathers and two sons went duck hunting. Each shot a duck but they shot only three ducks in all. How come?

5. What has four legs but only one foot?

6. What belongs to you but others use it more than you do?

7. The more you take away the larger it becomes. What is it?





Round 3: Brain Teaser Answers

1. What goes around the world but stays in a corner? **A stamp**

2. What can you catch but not throw? **A cold**

3. No sooner spoken than broken. What is it? **Silence**

4. Two fathers and two sons went duck hunting. Each shot a duck but they shot only three ducks in all. How come? **The hunters were a man, his son, and his grandson**

5. What has four legs but only one foot? **A bed**

6. What belongs to you but others use it more than you do? **Your name**


7. The more you take away the larger it becomes. What is it? **A hole**





Round 4: Word Search Puzzle

Ages 8 - 12



learning
 language
 power
 choices

future
 focus
 traditions
 wisdom

fun
 stable
 happy
 healthy

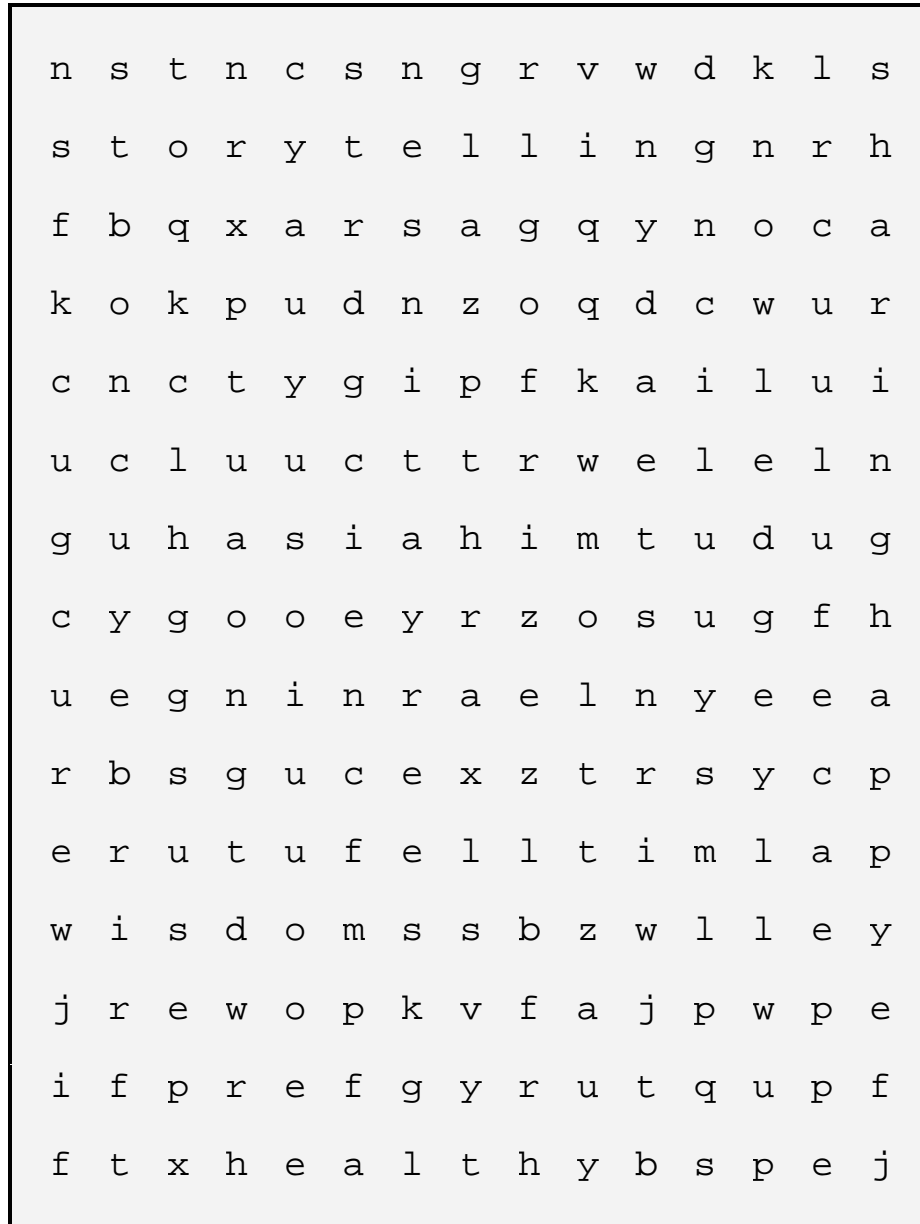


Celebrate Family Literacy in the NWT



Round 5: Word Search Puzzle

Ages 13 - 16





Find the words in the puzzle.

language	future	fun
learning	focus	stable
literacy	traditions	steady
knowledge	culture	happy
power	wisdom	healthy
choices	sharing	peaceful
options	storytelling	





Round 6: Tricky Word Problems

Ages 8 - 12

Answer the questions below. The team to finish all the questions or most of the questions first with the correct answers wins!

1. Maria has \$51 in toonies and \$5 bills. She has 15 bills. How many of each does she have?
2. Canada celebrated its 125th birthday in 1992. The United States celebrated its 200th birthday in 1076. How many years older is the United States than Canada.
3. There are 7 more boys than girls in a class of 23. How many of each are there?
4. In one week, Joe earns \$23 from babysitting. How much will he earn in a year if he continues to babysit the same amount he week?
5. Yellowknife is 300 km away. If you travel at 75 km/hr, how long will it take you to get to Yellowknife?
6. Janet got her allowance on Friday. She spend \$2 at the local store and half of the rest of the money on a movie and a drink. She then bought a t-shirt for \$8 and had \$12 left. How much does Janet get for an allowance?



Round 6: Tricky Word Problems Answers

Ages 8 - 12

1. Maria has \$51 in toonies and \$5 bills. She has 15 bills. How many of each does she have? **8 toonies and 5 \$5 bills.**
2. Canada celebrated its 125th birthday in 1992. The United States celebrated its 200th birthday in 1076. How many years older is the United States than Canada. **91 years**
3. There are 7 more boys than girls in a class of 23. How many of each are there? **8 girls and 15 boys**
4. In one week, Joe earns \$23 from babysitting. How much will he earn in a year if he continues to babysit the same amount he week? **1196**
5. Yellowknife is 300 km away. If you travel at 75 km/hr, how long will it take you to get to Yellowknife? **4 hours**
6. Janet got her allowance on Friday. She spend \$2 at the local store and half of the rest of the money on a movie and a drink. She then bought a t-shirt for \$8 and had \$12 left. How much does Janet get for an allowance? **\$42**



Round 6: Tricky Word Problems

Ages 13-16

Answer the questions below. The team to finish all the questions or most of the questions first with the correct answers wins!

1. A family photo and frame cost \$59.85. The frame cost twice as much as the picture. What did the picture cost?
2. Paula saved 15% of the money she made on babysitting. In two weeks, she babysat 4 times and earned \$8, \$9.50, \$7.50 and \$12. How much did she save?
3. The average newborn baby sleeps $\frac{2}{3}$ of the time. How many hours does the average newborn sleep in a day?
4. The local school is having a bake sale. Twelve muffins costs \$7.80 but Lisa only has \$2.60. How many muffins can she buy?
5. An aircraft is flying at an altitude of 10,200 m. It descends to 8,450 in 5 min. Calculate its change in altitude in metres per minute.
6. Write each of the following ratios in simplest form for the letters in the word NORTHWEST TERRITORIES
 - a. Vowels to consonants
 - b. Consonants to all letters
 - c. Vowels to all letters



Round 6: Tricky Word Problems Answers

Ages 13-16

1. A family photo and frame cost \$59.85. The frame cost twice as much as the picture. What did the picture cost? **\$19.95**
2. Paula saved 15% of the money she made on babysitting. In two weeks, she babysat 4 times and earned \$8, \$9.50, \$7.50 and \$12. How much did she save? **\$5.55**
3. The average newborn baby sleeps $\frac{2}{3}$ of the time. How many hours does the average newborn sleep in a day? **16 hours**
4. The local school is having a bake sale. Twelve muffins costs \$7.80 but Lisa only has \$2.60. How many muffins can she buy? **4 muffins**
5. An aircraft is flying at an altitude of 10,200 m. It descends to 8,450 in 5 min. Calculate its change in altitude in metres per minute. **-350 per minute**
6. Write each of the following ratios in simplest form for the letters in the word NORTHWEST TERRITORIES
 - a. Vowels to consonants **7:13**
 - b. Consonants to all letters **13:20**
 - c. Vowels to all letters **7:20**



Celebrate Family Literacy in the NWT



Literacy Survivor Evaluation



Please take a moment to tell us what you thought.
We appreciate all your comments!

Number of people who participated? _____

Age range of participants: _____

How did you use this kit?

What worked well?

What didn't work so well, and why?

What would you change?

Additional comments: