

How To Kit



**Scattergories**



# Scattergories

## How to Play...

Question Sheet	<b>B</b>	Answer Sheet
<b>Scattergories List 1</b>		<b>Scattergories One</b>
1. A boy's name		1. <b>Bob</b>
2. A river		2. <b>Burnside River</b>
3. An animal		3. <b>Bison</b>
4. Things that are cold		4. <b>Bricks</b>
5. Insects		5. <b>Bumble Bee</b>
6.		

### What You Need:

- Watch or Timer
- Answer Sheets
- Question Sheets
- Pencils
- Letters

### Setting Up the Game:

1. Photocopy the answer and the question sheets (attached) so that you have enough for each team.
2. Photocopy and cut the "Letter Page" and put the cut letters into a Ziploc bag or hat. If you want to reuse the letters, you can laminate the page before you cut the letters out.





## How to Play

1. Give each team a question sheet (List #1), an answer sheet and a pencil.
2. To start the game, you need to pick a letter from the “Letter Bag” and show it to the teams. All answers for this round will start with this letter.
3. Set the timer at 4 minutes. (You can change the amount of time depending on the age and level of your group.)
4. All teams quickly fill in the first column of their answer sheets. Answers must fit the category and begin with the letter picked from the bag.
5. When the timer stops, teams stop writing.
6. **Scoring A Round:** Have the teams read their answers out loud for number 1. Teams correct their own answer sheets by putting a circle around an answer that DOES NOT match any other teams’ answer. Continue reading answers until all 12 categories have been scored. Then, score 1 point for each of your circled answers. Put your score at the top of the column of your answer sheet.
7. **Starting a New Round:** Set the timer, pick a new letter and give out Question Sheet List #2.
8. **Winning the Game:** After 3 rounds have been played, all players/teams total the 3 scores on their answer sheets. The player/team with the highest score is the winner.

### **Adapt the Game:**

- Have one team think of a category and another team pick a letter. Set the timer and see which team can come up with the most answers.
- You can do Scattergories in languages other than English. Have the players use their Aboriginal language instead.
- You could have a northern theme where the answers have to be from the north.



# Scattergories



Date: \_\_\_\_\_

Time: \_\_\_\_\_

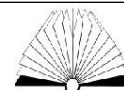
Place: \_\_\_\_\_

Cost:



**Lots of fun for the whole family  
with great prizes!**

**Sponsored by** \_\_\_\_\_





# Scattergories

Free

Prizes

Date: \_\_\_\_\_

Time: \_\_\_\_\_

Place: \_\_\_\_\_

**Lots of fun for the whole family with great prizes!**

Sponsored by: \_\_\_\_\_

# Scattergories

Free

Prizes

Date: \_\_\_\_\_

Time: \_\_\_\_\_

Place: \_\_\_\_\_

**Lots of fun for the whole family with great prizes!**

Sponsored by: \_\_\_\_\_

# Scattergories

Free

Prizes

Date: \_\_\_\_\_

Time: \_\_\_\_\_

Place: \_\_\_\_\_

**Lots of fun for the whole family with great prizes!**

Sponsored by: \_\_\_\_\_

# Scattergories

Free

Prizes

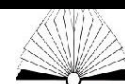
Date: \_\_\_\_\_

Time: \_\_\_\_\_

Place: \_\_\_\_\_

**Lots of fun for the whole family with great prizes!**

Sponsored by: \_\_\_\_\_





**Answer Sheets** – Photocopy this sheet and cut in half. Each team will need one answer sheet.

<b>Scattergories ONE</b>	<b>Scattergories TWO</b>	<b>Scattergories THREE</b>
1.	1.	1.
2.	2.	2.
3.	3.	3.
4.	4.	4.
5.	5.	5.
6.	6.	6.
7.	7.	7.
8.	8.	8.
9.	9.	9.
10.	10.	10.
11.	11.	11.
12.	12.	12.

<b>Scattergories ONE</b>	<b>Scattergories TWO</b>	<b>Scattergories THREE</b>
1.	1.	1.
2.	2.	2.
3.	3.	3.
4.	4.	4.
5.	5.	5.
6.	6.	6.
7.	7.	7.
8.	8.	8.
9.	9.	9.
10.	10.	10.
11.	11.	11.
12.	12.	12.





**Question Sheets** – Photocopy this sheet and cut in half. Each team will need one question sheet.

<b>Scattergories List 1</b>	<b>Scattergories List 2</b>	<b>Scattergories List 3</b>
1. A boy's name	1. Authors	1. School supplies
2. A river	2. Bodies of water	2. Things that are hot
3. An animal	3. A bird	3. Heroes
4. Things that are cold	4. Countries	4. A girl's name
5. Insects	5. Cartoon characters	5. Fears
6. TV Shows	6. Holidays	6. TV Stars
7. Things that grow	7. Things that are square	7. Colours
8. Fruits	8. In the NWT	8. A fish
9. Things that are black	9. Clothing	9. Fruits
10. School subjects	10. A relative	10. Provinces or States
11. Movie titles	11. Games	11. Sports equipment
12. Musical Instruments	12. Sports Stars	12. Tools

<b>Scattergories List 4</b>	<b>Scattergories List 5</b>	<b>Scattergories List 6</b>
1. Breakfast foods	1. Trees	1. Lunch foods
2. Gifts	2. A book	2. Song titles
3. Flowers	3. Things that are red	3. Household chores
4. Ice cream flavours	4. Movie stars	4. Vegetables
5. A drink	5. In the town	5. Things that bother you
6. Toys	6. Arctic things	6. A store
7. Cities	7. Item in the fridge	7. Excuses for being late
8. Things in the kitchen	8. Bad habits	8. Foreign cities
9. Ocean things	9. Things you're afraid of	9. Things that grow
10. Nicknames	10. Restaurants	10. Things in the bedroom
11. Hobbies	11. Things at the beach	11. Things that are yellow
12. Parts of the body	12. Kinds of candy	12. Furniture

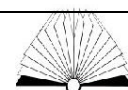




**Blank Question Sheets** - Use this blank question sheet to make up your own "Scattergories."

<b>Scattergories List 7</b>	<b>Scattergories List 8</b>	<b>Scattergories List 9</b>
1.	1.	1.
2.	2.	2.
3.	3.	3.
4.	4.	4.
5.	5.	5.
6.	6.	6.
7.	7.	7.
8.	8.	8.
9.	9.	9.
10.	10.	10.
11.	11.	11.
12.	12.	12.

<b>Scattergories List 10</b>	<b>Scattergories List 11</b>	<b>Scattergories List 12</b>
1.	1.	1.
2.	2.	2.
3.	3.	3.
4.	4.	4.
5.	5.	5.
6.	6.	6.
7.	7.	7.
8.	8.	8.
9.	9.	9.
10.	10.	10.
11.	11.	11.
12.	12.	12.







**Letter Page** – Make one copy of this sheet and cut out the letter squares.  
Put the letter squares in Ziploc bag. If you want to reuse the sheet, you  
could laminate it before you cut it up.

A	B	C	D	E
F	G	H	I	J
K	L	M	N	O
P	Q	R	S	T
U	V	W	X	Y
Z				

