


# Ideas for Video Projects



**NWT Literacy Council**

# Different Types of Video Projects


- \* Documentaries
- \* Instructional
- \* Entertainment
- \* Storytelling
- \* Pecha-Kucha
- \* Others

# For All Videos – 3 Stages

1. Pre-production: Planning the film
2. Production: Shooting it
3. Post-production: Putting it together



# Documentaries



Documentaries can be a film or television program that presents information about a topic in a factual and informative manner. They often consist of actual news clips or interviews accompanied by narration.

## The essentials:

- \* Images: people, places, things, text, etc.
- \* Sound: narration, voices, music, sound effects, background sounds
- \* Edits: The integration of images and sound

# Documentary Team

- \* Executive Producer
- \* Researcher
- \* Writer
- \* Cameraperson
- \* Editor
- \* Talent

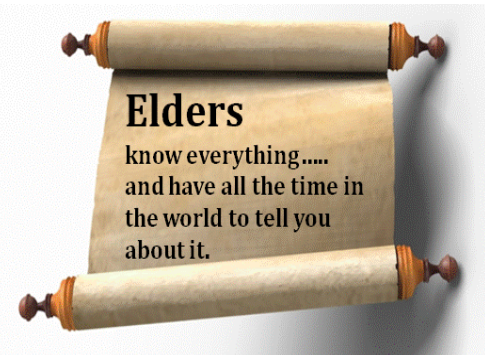


**DOCUMENTARY**

Learners can take on more than one role.

# Ideas for Documentaries

- \* Traditional Life Vs. Modern Life
- \* Why is the smoking rate so high in the NWT?
- \* Elders in our Community
- \* Family Literacy
- \* The Life of an Adult Learner
- \* Consensus Government – What is it?
- \* Residential School
- \* The Way Things Used to Be
- \* Ice Roads
- \* Hunting
- \* Traditional Crafts in our Community
- \* Traditional Food vs. Store Bought Food
- \* Class trip out on the land
- \* Class trip down south
- \* Life in the North
- \* History of Your Community
- \* Tell the Story of Someone’s Life
- \* Health Issues in the North
- \* Diabetes – What is it and how can you prevent it?




# More Information on Documentaries

- \* Documentary Making From Start to Finish  
<http://www.slideshare.net/acarvin/documentary-making-101>
- \* How to Tell a Story Through Video  
<http://www.dosomething.org/u/video/how-to-tell-story-through-video>
- \* **Student Documentary Making and Digital Storytelling Projects**  
<http://mystudentscreations.blogspot.com/p/student-documentary-project.html>

# Instructional Videos

- \* An instructional video is about teaching something to someone else. It can be about anything. Learners can demonstrate how to:
  - \* Solve a math problem
  - \* Bake cookies
  - \* Sew mitts
  - \* Run a dog team
  - \* Trap
  - \* Use a webcam on YouTube
  - \* Use certain software
  - \* Start a blog
- \* The students become teachers without having to face their peers in a live performance.





# Some Tools for Instructional Videos

- \* **Screen Recorders** for showing how to use different software (you can download some screen recorders for free or for a 30 day trial)
- \* **PowerPoint** – for making an instructional presentation and then recording it using a Screen Recorder
- \* **Webcam** for direct instruction
- \* And of course a **video recording device** for shooting clips with

# More Information on Instructional Videos

- \* My Screen Recorder [http://download.cnet.com/My-Screen-Recorder/3000-13633\\_4-10972953.html](http://download.cnet.com/My-Screen-Recorder/3000-13633_4-10972953.html)
- \* YouTube has a lot of “how to” videos that you can view  
<http://www.youtube.com/watch?v=XLjpZUsFEXo&feature=relmfu>

# Entertainment Videos

- \* Entertainment videos are a great way to start a video project.
- \* Learners work together to create a video for pure entertainment value.
- \* Most videos on YouTube are considered entertainment videos.



# Ideas for Entertainment Videos

- \* My Family
- \* My Baby
- \* I Need Sleep (because of baby)
- \* My Beautiful Children
- \* Our Crazy Christmas
- \* Halloween in Our Community
- \* Road Trip 101
- \* Our Vacation
- \* My Pets
- \* Dog Sledding 101
- \* Wild Animals in Our Community
- \* My Community
- \* Typical Day in My Life
- \* In Five Years I Want To...



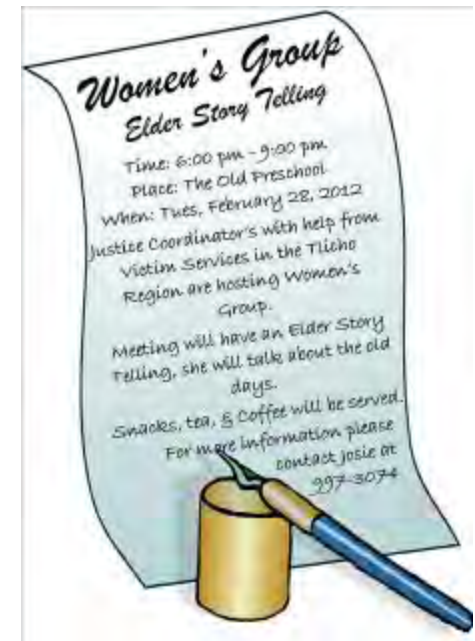
# Storytelling

- \* Do you have a story to tell? Did something really interesting happen to you? Why not tell through a video.
- \* Storytelling is a great way to engage learners in digital literacy.
- \* Storytelling is deeply rooted in northern culture and this may really resonate with learners.



# Storytelling Ideas


- \* Interview Elders about the old days
- \* Ask Elders if they would allow you to film them when they are telling stories
- \* Tell your own stories
- \* Tell traditional stories using photos, art work and video clips
- \* Make up a story and tell it
- \* Tell the story of your child being born (use pictures and tell your story)



# Pecha Kucha (PKN)

- \* Pecha-Kucha is a presentation methodology in which 20 slides are shown for 20 seconds each (this is not really a movie but a good way to explore a topic with learners).
- \* Topics can range from travel, research projects, student projects, hobbies, collections, or other interests.

Pecha Kucha is often presented at a multiple-speaker event called a Pecha Kucha Night.




# More Info on Pecha Kucha

- \* In 2004 PKN began in a few cities in Europe, and has since become a worldwide phenomenon. As of August 2010, Pecha Kucha Nights were held in over 410 cities worldwide. Event flyers are posted on the global Pecha Kucha Daily blog
- \* [Pecha Kucha Get the PowerPoint in 20 Slides](#) Check out this video that explains what Pecha Kucha is and how to do it.



# 4 Tips for a Pecha Kucha Presentation

1. Have a Theme
2. Have a Plan
  - \* Plan your rough outline first focused on your theme
  - \* Storyboard the slides to fit with the outline
  - \* Plan and carefully time what you'll say for each slide.
3. Make sure you only spend 20 seconds per slide
4. Rehearse



# Pecha Kucha Night

- \* Hold your own Pecha Kucha Night
- \* Invite parents and community members
- \* Have each student do one presentation
- \* Have a theme (like Our Community)

Hong Kong Ambassadors of Design Present

## Pecha Kucha Night

20 × 20  
IMAGES SECONDS

Date: 22<sup>nd</sup> July, 2008 (Tuesday)  
Presenting from 20:20  
With presentations on the club side and music on the lounge side  
Venue: Volar  
Basement, 38-44 D'Aguiar Street, Central, Hong Kong

Speakers: Freeman Lau (Kan and Lau), Marc Casier (Marc and Chantal), Kacey Wong (Artist, Venice Architecture Biennale 2008), Dr. Anton Lopez (Nike) and many other creative entrepreneurs.

RSVP: Ms. BoBo Shum  
E-mail: [Bobo.shum@hkdesigncentre.org](mailto:Bobo.shum@hkdesigncentre.org)  
Tel: (852) 3586 3012



Pecha Kucha  
20 x 20 Night

February 17 : Park Theatre  
Door 7:30pm | Presenters 8:20pm

David Thompson	William Fong
Edi Flors	Stephen Maguire
Clay McLeod	Paul Raymond
Myken Skanda	Danny Ngai
Karl Gortner	Constance Mak
Kristin Schae	Q'wan

PechaKucha.Night

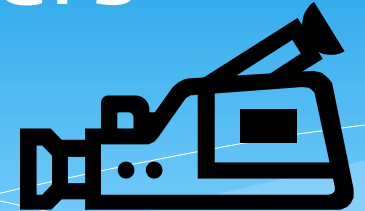
# Pecha Kucha Examples

- \* [Pecha Kucha Presentations](#) 255 presentations on this website to view.
- \* [Examples of Pecha Kucha](#) This site has a good explanation of Pecha Kucha and several links to good examples
- \* [Teaching with Pecha Kucha](#) This PDF is a great place to start. It gives a good summary of Pecha Kucha and provides good ideas for using it in the classroom.

# Other Ideas

- \* A Good Job Interview
- \* A Bad Job Interview
- \* Video Bookcast – A video book report
- \* Drama – write a play and act it out
- \* Public Service Announcements (PSAs) – topics could include Family Literacy Day, Aboriginal Languages Month, Read to Your Child Everyday
- \* Make a Commercial
- \* Video Montage - A compilation of video imagery and sound, the video montage is a way for students to express themselves artistically through video.

# Make a Video for Others



Learners can make a video for others in the community.

## **For example:**

- \* Students could go to the Icoal daycare and make a video of the children at the centre and the daycare centre could use it to show parents.
- \* Or students could make a video of a community feast, drummers, dancers, etc. And then show it at the next community feast.

# Interesting Sites

- \* [Learning from our Elders](#)
- \* Go to YouTube and search “Videos from the NWT” – Great to show learners

Here is one:

- \* <http://www.youtube.com/watch?v=ZGjwe-BCfms>
- \* [Videos in the Classroom](#)
- \* Rigolet Storytelling and Digital Media Project (on YouTube or Google – look it up!)